

**Renewable Water Resources
Board Day Agenda
Monday, February 26, 2024**



Centennial Ad Hoc Committee	1:30 P.M. – 2:25 P.M.	Board Room
O&P Committee	2:30 P.M. – 3:10 P.M.	Board Room
G&F Committee	3:15 P.M. – 4:00 P.M.	Board Room
Board Meeting	4:00 P.M.	Board Room



Monday, February 26, 2024
Centennial Ad Hoc Committee Meeting

AGENDA

Renewable Water Resources
561 Mauldin Road
Greenville, SC 29607
Board Room
1:30 P.M.

1. Call to Order

1.01 Meeting Called to Order - Committee Chair Fletcher

2. Welcome

2.01 Welcome - Committee Chair Fletcher

3. Centennial Updates - dfs creative concepts

3.01 Review Project Timeline

3.02 Q1 Updates

4. Deliverables & Action Items

4.01 Deliverables & Action Items - Director Lawson & Team

5. Next Steps

5.01 Next Steps - Committee Chairman George Fletcher

6. Adjournment

6.01 Adjourn the Meeting

7. Meeting Disclosures

7.01 *Following Board review and approval, this item will be made available to the public upon request based on ReWa's Public Information Policy approved May 23, 2011.



Monday, February 26, 2024
Operations and Planning Committee Meeting

AGENDA

Renewable Water Resources
561 Mauldin Road
Greenville, SC 29607
Board Room
2:30 P.M.

1. Call to Order

1.01 Call to Order

2. Welcome

2.01 Commissioners: Committee Chair Danny Holliday, John T. Crawford Jr., Phyllis Henderson, Ray Overstreet, Tab Patton

2.02 Non-Committee Members and Staff Present

2.03 Recognition and Introduction of Visitors Present

3. Georges Creek WRRF Carrousel Aerators Purchase Contract Award

3.01 Georges Creek WRRF Carrousel Aerators Purchase Contract Award (Memo, Map, Resolution)**

4. Mauldin Road WRRF Dewatering System Upgrade Detailed Design Services Contract Amendment

4.01 Mauldin Road WRRF Dewatering System Upgrade Detailed Design Services Contract Amendment (Memo, Map, Resolution)**

5. Highway 25 Business Park Phase 2 – Transfer of Assets to MetroConnects

5.01 Highway 25 Business Park Phase 2 – Transfer of Assets to MetroConnects (Memo, Map, Resolution)**

6. New Business

6.01 Verbal Briefing on Upcoming Projects and Items of Interest - NO ACTION REQUIRED

7. Unfinished Business

7.01 Unfinished Business

8. Other Business

8.01 Other Business

9. Meeting Disclosures

9.01 **Following Board review and approval, this item will be made available to the public upon request based on ReWa's Public Information Policy approved May 23, 2011.

10. Adjournment

10.01 Adjourn the Meeting

DATE: February 26, 2024
TO: Board of Commissioners
FROM: Annie Crosby
CC: Joel Jones, David Niese, Becca Bowyer
SUBJECT: Georges Creek WRRF Carrousel Aerators
Purchase Contract Award



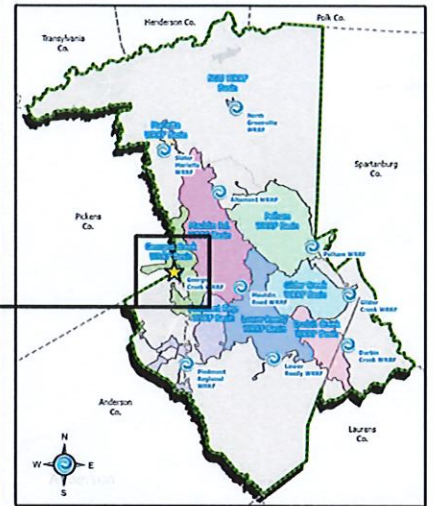
**BOARD OF COMMISSIONERS'
MEMORANDUM**

The Georges Creek WRRF Aerators Replacement Project consists of the replacement of four (4) Carrousel Aerators for the biological treatment in the Oxidation Ditches. A sole source procurement was used in order to provide a direct replacement of the equipment to ensure both dimensional and performance compatibility minimizing the costs of construction modifications and downtime of the Ditches. Staff has negotiated a scope and fee with Ovivo USA for the supply of aerators for this project.

Project Name	Georges Creek Oxidation Ditch Aerators Replacement
Project Number	UK00501
Firm	Ovivo USA
Not-to-Exceed Cost	\$ 823,940.00
Amendment No.	N/A
Previous Contract Value	N/A
Total Contract Value	\$ 823,940.00
Contracting/Selection Method	Sole Source Procurement Contract

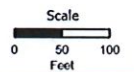
Staff recommends the Board award the Aerators Purchase to Ovivo USA and authorize the Chief Executive Officer to execute a contract for this Purchase Contract in an amount not to exceed \$823,940.00.

Georges Creek WRRF



Legend

- ReWa Service Area
- County Boundary
- ReWa WRRF
- ReWa Pump Station
- ReWa Project Location
- ReWa Gravity Main
- ReWa Force Main



This map is a product of ReWa. The accuracy and completeness of the lines and boundaries displayed on this map are believed to be accurate. ReWa expressly disclaims any responsibility or liability for this map.

**BOARD OF COMMISSIONERS'
RESOLUTION**



Georges Creek WRRF Carrousel Aerators Purchase Contract Award

WHEREAS, the Georges Creek WRRF Aerators Replacement Project consists of the replacement of four (4) Carrousel Aerators for the biological treatment in the Oxidation Ditches;

NOW, THEREFORE, BE IT RESOLVED that Renewable Water Resources does hereby award this Purchase Contract to Ovivo USA for a cost not to exceed \$823,940.00 and that the Chief Executive Officer and/or his designee is hereby authorized to execute the contract.

The above Resolution, upon motion duly made, was passed and approved by the Board of Commissioners of Renewable Water Resources at a regular meeting held on the 26th day of February 2024.

R. L. FOGLEMAN, JR., CHAIR

ATTEST:

CLINTON J. THOMPSON, SECRETARY/TREASURER

DATE: February 26, 2024
TO: Board of Commissioners
FROM: Brianna Wallace
CC: Joel Jones, David Niese, Becca Bowyer
SUBJECT: Mauldin Road WRRF Dewatering System Upgrade Detailed Design Services Contract Amendment



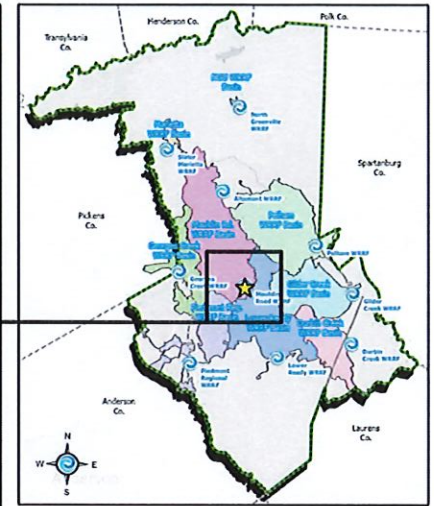
**BOARD OF COMMISSIONERS'
MEMORANDUM**

The Mauldin Road WRRF Dewatering System Upgrade includes three new centrifuges installed in the existing Dewatering Building. The project will require complete upfit of the Dewatering Building and all equipment therein. It will also require additional upstream biosolids storage and digester transfer pump upgrades to allow for feeding the dewatering system at the required rate. GHD Consulting Services, Inc. has completed a preliminary design. Staff has negotiated a scope and fee with GHD Consulting Services, Inc. for detailed design and bidding services.

Project Name	Mauldin Road WRRF Dewatering System Upgrade
Project Number	PRJ-00054
Firm	GHD
Not-to-Exceed Cost	\$ 1,697,320
Amendment No.	1
Previous Contract Value	\$ 177,962
Total Contract Value	\$ 1,875,282
Contracting/Selection Method	Indefinite Delivery Contract

Staff recommends the Board award the Mauldin Road WRRF Dewatering System Upgrade Design Services to GHD Consulting Services, Inc. and authorize the Chief Executive Officer to execute Amendment No. 1 for \$1,697,320, increasing the overall contract to a not-to-exceed amount of \$1,875,282.

Mauldin Road WRRF Dewatering System Upgrade



Legend

- ReWa Service Area
- County Boundary
- ReWa WRRF
- ReWa Pump Station
- ReWa Project Location
- ReWa Gravity Main
- ReWa Force Main

Scale
0 150 300
Feet

This map is a product of ReWa. The accuracy and completeness of the lines and boundaries displayed on this map are believed to be accurate. ReWa expressly disclaims any responsibility or liability for this map.

**BOARD OF COMMISSIONERS'
RESOLUTION**



Mauldin Road WRRF Dewatering System Upgrade Detailed Design Services Contract
Amendment

WHEREAS, the Mauldin Road WRRF Dewatering System Upgrade consists of three new centrifuges, the complete upfit of the Dewatering Building and all equipment therein, and upgrade of the upstream biosolids feed;

WHEREAS, GHD Consulting Services, Inc. has previously been awarded \$177,962 for performing the preliminary engineering design of the project; and

WHEREAS, Staff has negotiated a fee not to exceed \$1,697,320 for the detailed design and bidding services;

NOW, THEREFORE, BE IT RESOLVED that Renewable Water Resources does hereby amend the contract with GHD Consulting Services, Inc. and authorize the Chief Executive Officer and/or his designee to execute an amendment to bring the total contract to a not-to-exceed amount of \$1,875,282.

The above Resolution, upon motion duly made, was passed and approved by the Board of Commissioners of Renewable Water Resources at a regular meeting held on the 26th day of February 2024.

R. L. FOGLEMAN, JR., CHAIR

ATTEST:

CLINTON J. THOMPSON, SECRETARY/TREASURER

DATE: February 26, 2024
TO: Board of Commissioners
FROM: Jeff Case
CC: Joel Jones, David Niese, Becca Bowyer
SUBJECT: Highway 25 Business Park Phase 2 –
Transfer of Assets to MetroConnects



**BOARD OF COMMISSIONERS'
MEMORANDUM**

A cost share agreement between ReWa and MetroConnects was approved by the Board and executed on October 4, 2022, for the Highway 25 Business Park Phase 2 Project.

The project has been completed and staff recommends that the Board grant the transfer of 966.50 LF 12" PVC gravity sewer, 102.70 LF 12" DIP gravity sewer, 194.90 LF of 18" DIP gravity sewer, 2,953 LF of 8" PVC gravity sewer, 2-5' diameter manholes, 17-4' diameter manholes and 116,675 square feet of permanent sewer easement to MetroConnects and authorize the Chief Executive Officer and/or his designee to execute the transfer of assets.

**BOARD OF COMMISSIONERS'
RESOLUTION**



Highway 25 Business Park Ph. 2 – Transfer of Assets to MetroConnects

WHEREAS, ReWa recently completed the Highway 25 Business Park Phase 2 project in Piedmont, SC; and

WHEREAS, Renewable Water Resource's (ReWa) and MetroConnects entered into a cost share agreement that involved ReWa installing MetroConnects infrastructure and acquiring easements on their behalf and MetroConnects compensating ReWa for said infrastructure;

NOW, THEREFORE, BE IT RESOLVED that Renewable Water Resources does hereby approve the transfer of gravity sewer and appurtenances and 116,675 square feet of permanent sewer easement to MetroConnects and authorizes the Chief Executive Officer and/or his designee to execute the transfer of assets, conditioned upon and subject to the following:

1. MetroConnects acceptance.
2. MetroConnects compliance with the terms and conditions set forth in the cost share agreement.

The above Resolution, upon motion duly made, was passed and approved by the Board of Commissioners of ReWa at a regular meeting held on the 26th day of February 2024.

R. L. FOGLEMAN, JR., CHAIR

ATTEST:

CLINTON J. THOMPSON, SECRETARY/TREASURER

BOARD OF COMMISSIONERS' RESOLUTION



Monday, February 26, 2024
Governance and Finance Committee Meeting

AGENDA

Renewable Water Resources
561 Mauldin Road
Greenville, SC 29607
Board Room
3:15 PM

1. Call to Order

1.01 Meeting Called to Order

2. Welcome

2.01 Committee Members: Committee Chair Thomas H. Coker III, John T. Crawford, Daniel P. Hamilton, Emily K. DeRoberts, & George W. Fletcher

2.02 Non-Committee Members and Staff

2.03 Recognition and Introduction of Visitors Present

3. Investment Summary

3.01 Investment Summary 01-31-24 - NO ACTION REQUIRED

4. Summary of Financial Condition

4.01 Summary of Financial Condition 01-31-24 - NO ACTION REQUIRED

5. New Account Fee Classification Report

5.01 New Account Fee Classification Report - NO ACTION REQUIRED

6. Sustainability Services Scorecard

6.01 Sustainability Services Scorecard - NO ACTION REQUIRED

7. New Business

7.01 New Business

8. Unfinished Business

8.01 Unfinished Business

9. Other Business

9.01 Other Business

10. Adjournment

10.01 Adjourn the meeting

11. Meeting Disclosures

11.01 **Following Board review and approval, this item will be made available to the public upon request based on ReWa's Public Information Policy approved May 23, 2011.

Renewable Water Resources
Cash and Investment Summary
January 31, 2024

	Interest Rate	Balance December 31, 2023	Balance January 31, 2024	Period Change
Cash and investments by institution				
U.S. Bank debt service fund ¹	0.001%	\$ 26,121,939	\$ 5,915,599	(20,206,340)
Southern First Bank MM	5.500%	30,580,635	28,721,290	(1,859,345)
Southern First Bank MM NAF	5.500%	634,747	637,704	2,957
UBS Financial Services	1.718%	12,651,490	13,661,340	1,009,850
UBS Financial Services NAF	0.600%	5,647,330	5,664,620	17,290
MBS-Multi Bank Securities	2.555%	1,229,137	1,233,529	4,392
SC Local Government Investment Pool NAF	5.610%	1,040,259	1,045,216	4,957
SC Local Government Investment Pool	5.610%	108,564	109,081	517
Truist checking	0.350%	14,975,886	8,892,097	(6,083,789)
Truist new account fee	2.470%	510,243	511,292	1,049
Truist Peters Creek	2.470%	77,849	78,012	163
Petty cash	n/a	576	976	400
Total funds		\$ 93,578,655	\$ 66,470,756	(27,107,899)
Less: Restricted funds				
U.S. Bank debt service fund ¹		\$ 26,121,939	\$ 5,915,599	(20,206,340)
Bond covenant: operations & maintenance ²		4,195,780	4,557,930	362,150
Total restricted funds		30,317,719	10,473,529	(19,844,190)
Total unrestricted funds³		63,260,936	55,997,227	(7,263,709)
Less: Committed and assigned funds				
Committed: new account fee ⁴		12,318,481	11,976,213	(342,268)
Assigned: emergency ⁵		2,083,111	2,220,663	137,552
Total committed and assigned funds		14,401,592	14,196,876	(204,716)
Total available funds		\$ 48,859,344	\$ 41,800,351	(7,058,993)

¹ Funds held in trust for upcoming principal and interest payments in accordance with section 4.08 of the series resolution adopted December 6, 2004.

² Funds restricted for operating & maintenance expenses in accordance with the bond resolution adopted June 14, 2010.

³ Unrestricted funds are generally available and not legally restricted. While unrestricted cash reserves are generally available, it is ReWa's policy to maintain the following liquidity target:
- 250 days of cash on hand: unrestricted cash and investments divided by total operating expenses before depreciation, expressed in number of days.

⁴ Monies received from new account fees committed to fund capacity increases.

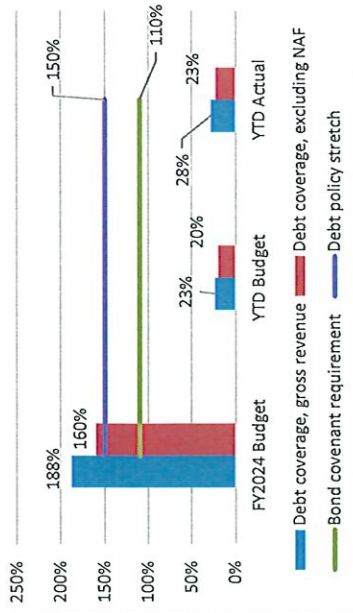
⁵ Monies assigned for emergency expenditures.

Renewable Water Resources
Summary of Financial Condition
January 1, 2024 - January 31, 2024

	2024 FY Budget	2023 YTD Actual	2024 YTD Budget	2024 YTD Actual	Favorable (Unfavorable) USD	Favorable (Unfavorable) %
Revenue						
Domestic and commercial	\$ 101,467,451	\$ 9,410,106	\$ 8,428,629	\$ 7,614,979	\$ (813,650)	(10%)
Industrial	8,456,400	815,342	829,100	860,230	31,130	4%
New account fee (NAF)	10,000,000	680,950	833,333	1,322,833	489,500	59%
Septic haulers and other	760,000	50,642	63,333	53,084	(10,249)	(16%)
Unrestricted investment revenue	1,000,000	128,819	83,333	252,593	169,260	203%
Investment fair value adjustment	-	134,646	-	56,267	56,267	(100%)
Miscellaneous revenue	349,274	134,589	29,107	27,962	(1,145)	(4%)
Gross revenue	\$ 122,033,125	\$ 11,355,094	\$ 10,266,835	\$ 10,187,948	\$ (78,887)	(1%)
Expense						
Administration						
Administrative finance	\$ 12,971,875	\$ 1,323,581	\$ 1,153,473	\$ 679,492	\$ 473,981	41%
Business services	3,408,394	183,273	302,478	254,852	47,626	16%
Human resources	3,689,024	151,336	204,286	231,934	(27,648)	(14%)
Information technology	4,320,096	612,048	577,969	246,227	331,742	57%
Technical operations						
Collections & maintenance	6,655,119	416,787	565,107	485,795	79,312	14%
Engineering	1,512,781	125,658	126,132	73,272	52,860	42%
Regulatory services	7,968,583	267,298	648,170	252,667	395,503	61%
Water resource recovery facilities	14,169,292	894,474	1,227,147	1,368,114	(140,967)	(11%)
Total O&M departmental expense	54,695,164	3,974,455	4,804,762	3,592,353	1,212,409	25%
Debt service	35,820,793	23,717,934	23,434,869	23,402,950	31,919	0%
Total operational expense & debt	\$ 90,515,957	\$ 27,692,389	\$ 28,239,631	\$ 26,995,303	\$ 1,244,328	4%
Contribution to capital		\$ (16,337,295)		\$ (16,807,355)		

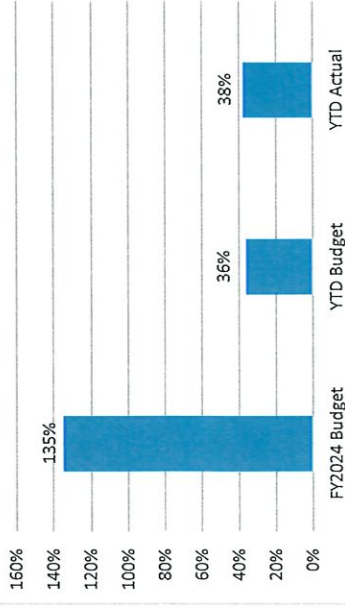
Key Operating Metrics

Debt Coverage⁽¹⁾



⁽¹⁾Percentage of revenue after operating expense to cover long term debt payments

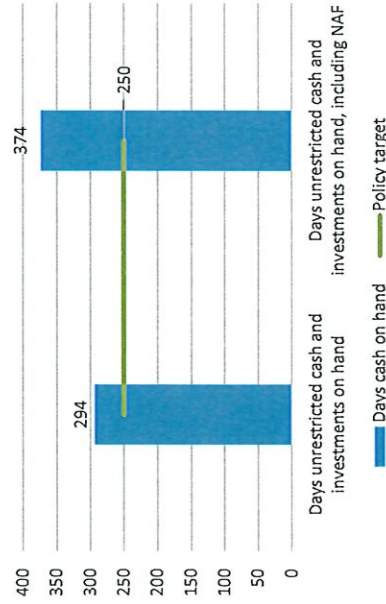
Rate Adequacy⁽²⁾



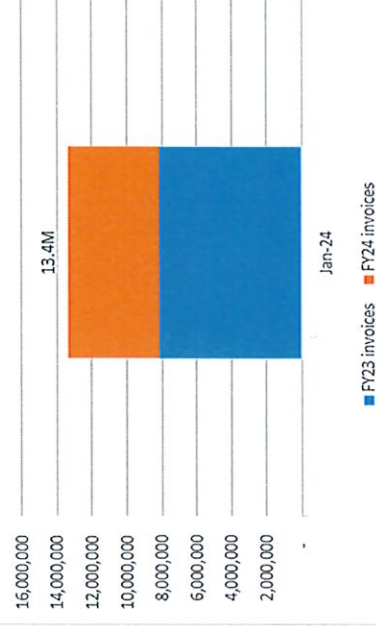
⁽²⁾Revenue coverage for both operating and long term debt expense

YTD Project Payments

Days Cash on Hand



Project Payments by Month



Renewable Water Resources
NAF Classification Report



	Subdivision		Multi-family		Individual Home		Septic to Sewer		Mixed Use		Commercial		Retail		Totals	
	FY23	FY24	FY23	FY24	FY23	FY24	FY23	FY24	FY23	FY24	FY23	FY24	FY23	FY24	FY23	FY24
January	\$ 342,500	\$ 532,500	\$ 3,750	\$ 555,000	\$ 27,500	\$ 45,000	\$ 7,500	\$ 5,000	\$ 146,250	\$ 16,333	\$ 143,500	\$ 160,000	\$ 48,450	\$ 9,000	\$ 718,450	\$ 1,322,833
February	815,000	5,000	5,000		52,500		5,000		45,000		80,000		24,300		1,026,800	-
March	745,000	3,750	3,750		33,750		5,000		10,000		37,500		18,000		853,000	-
April	866,600	686,250	686,250		63,400		5,000		33,608		25,000		6,300		1,696,158	-
May	637,500	292,500	292,500		52,500		5,000		-		215,000		20,000		1,222,500	-
June	1,050,000	200,000	200,000		50,000		2,500		583		37,500		14,400		1,354,983	-
July	1,005,000				17,500		5,000		-		115,000		10,800		1,153,300	-
August	845,000		3,750		37,500		5,000		-		67,500		24,900		983,650	-
September	677,500		20,000		35,000		5,000		13,967		30,000		593,400		1,374,867	-
October	863,400		132,500		31,600		5,000		530,125		169,000		7,200		1,738,825	-
November	427,500		5,000		95,000		2,500		-		42,500		177,600		750,100	-
December	1,318,833		420,000		32,500		2,500		10,133		188,442		2,700		1,975,108	-
Totals	\$ 9,593,833	\$ 532,500	\$ 1,772,500	\$ 555,000	\$ 528,750	\$ 45,000	\$ 35,000	\$ 5,000	\$ 789,666	\$ 16,333	\$ 1,149,942	\$ 160,000	\$ 948,050	\$ 9,000	\$ 14,837,741	\$ 1,322,833

Easley Combined Utilities

Year-Over-Year Totals

Refunds	\$	(12,500)	\$	-
Receivables / Outstanding Deposits	\$	-	\$	-
NAF per the Summary of Financial Condition	\$	16,487,741	\$	1,322,833

Sustainability Services Scorecard

	2022	2023	2024 YTD	Jan
Recruiting/Retention	Overall Turnover %	18%	15.0%	1.0%
	Terminations	32	28	2
	New Hires (FTE's)	29	43	2
	Headcount (full time, no commissioners)	178	186	193
	Open Positions	13	14	16
	Overtime Hours	5,808	5,636	885
	Manhours (Exempt and Non-Exempt) - not including OT	322,564	341,745	30,538
	Vacancy Rate	9%	9%	12%
	Near Misses	3	12	2
	Recordables	2	3	1
Safety and Wellness	Lost Time	1	1	-
	Vehicle Incident	14	22	1
	Potential Hazards	20	115	45
	Nurse Practitioner Visits	1,288	1,320	184
	Health Plan Savings	\$ 81,721	\$ 105,062	\$ 11,078
	Productivity Savings	\$ 130,224	\$ 125,177	\$ 10,802
	Formal Wellness Activities/Programs	16	51	3
	Social Media Followers (FB, IG, LI, twitter)		3,472	4,012
	Off campus/-n-the community outreach opportunities		149	8
	Tours/Visits on site		104	5
Communi-				



Monday, February 26, 2024
Board of Commissioners' Meeting

AGENDA

Renewable Water Resources

561 Mauldin Road

Greenville, SC 29607

Board Room

<https://us02web.zoom.us/j/87295842766>

4:00 P.M.

1. Call to Order

1.01 Call to Order

2. Welcome

2.01 Commissioners Present

2.02 Staff Present

2.03 Introduction of Visitors Present

3. Pledge of Allegiance/Prayer

3.01 Pledge of Allegiance/Prayer

4. Recognitions

4.01 Recognition of the ReWa Apprenticeship Program Graduates - Chair Fogleman

4.02 Special Recognition of Larry Camp, Senior Process Quality and Training Leader - Chair Fogleman

5. Safety Moment

5.01 Safety Moment - NO ACTION REQUIRED

6. Verbal Reports

6.01 Verbal Report of the February 26, 2024 Board of Commissioners' Centennial Ad Hoc Committee Meeting - Committee Chair George Fletcher

7. Consent Agenda*

7.01 Minutes of the January 22, 2024 Board of Commissioners' Centennial Ad Hoc Committee Meeting**

7.02 Minutes of the January 22, 2024 Board of Commissioners' Governance & Finance Committee Meeting**

7.03 Minutes of the January 22, 2024 Board of Commissioners' Operations & Planning Committee Meeting**

7.04 Minutes of the January 22, 2024 Board of Commissioners' Public Hearing**

7.05 Minutes of the January 22, 2024 Board of Commissioners' Meeting**

8. Governance & Finance - February 26, 2024

8.01 Investment Summary 01-31-24 - NO ACTION REQUIRED

8.02 Summary of Financial Condition 01-31-24 - NO ACTION REQUIRED

8.03 New Account Fee Classification Report - NO ACTION REQUIRED

8.04 Sustainability Services Scorecard - NO ACTION REQUIRED

9. Operations & Planning - February 26, 2024

9.01 Georges Creek WRRF Carrousel Aerators Purchase Contract Award (Memo, Map, Resolution)**

9.02 Mauldin Road WRRF Dewatering System Upgrade Detailed Design Services Contract Amendment (Memo, Map, Resolution)**

9.03 Highway 25 Business Park Phase 2 – Transfer of Assets to MetroConnects (Memo, Map, Resolution)**

10. Unfinished Business

10.01 Unfinished Business

11. New Business

11.01 New Business

12. Other Business

12.01 CEO Look Ahead - CEO Jones

13. Executive Session

13.01 Receipt of Legal Advice Regarding the Potential Settlement of Legal Claims and Separately Proposed Contractual Agreements

14. Post Executive Session

14.01 Action on Items in Executive Session, if applicable

15. Adjournment

15.01 Adjourn the Meeting

16. Meeting Disclosures

16.01 *Consent Agenda: All matters listed under Consent Agenda are considered non-controversial Board action items and are approved as a set with one action. If discussion is desired on an item, it will be removed from the Consent Agenda and placed on the regular Board meeting agenda.

16.02 **Following Board review and approval, this item will be made available to the public upon request based on ReWa's Public Information Policy approved May 23, 2011.