



Monday, April 24, 2023
Board of Commissioners' Meeting

AGENDA

Renewable Water Resources

561 Mauldin Road

Greenville, SC 29607

Board Room

<https://us02web.zoom.us/j/87295842766>

4:00 P.M.

1. Call to Order

1.01 Call to Order

2. Welcome

2.01 Commissioners Present

2.02 Staff Present

2.03 Visitors Present

3. Pledge of Allegiance/Prayer

3.01 Pledge of Allegiance/Prayer

4. Awards/Presentations

4.01 SCDHEC Facility Excellence Awards presented by Chairman Fogleman

4.02 Presentation: Multi-Jurisdictional Utility Hazard Mitigation Plan for MetroConnects and ReWa presented by Ned Fernandex with IFC

5. Safety Moment

5.01 Safety Moment by Sustainability Services Officer Davis - NO ACTION REQUIRED

6. Activity Update

6.01 Chief Executive Officer's Report - NO ACTION REQUIRED

7. Consent Agenda*

7.01 Minutes of the February 27, 2023 Board of Commissioners Centennial Ad Hoc Committee Meeting**

7.02 Minutes of the March 17, 2023 Board of Commissioners Policy Governance Ad Hoc Committee Meeting**

7.03 Minutes of the March 20, 2023 Board of Commissioners Administration & Finance Committee Meeting**

7.04 Minutes of the March 20, 2023 Board of Commissioners Operations & Planning Committee Meeting**

7.05 Minutes of the March 20, 2023 Board of Commissioners and Leadership Informational Meeting**

7.06 Minutes of the March 20, 2023 Board of Commissioners Meeting**

8. Administration & Finance - April 24, 2023

DRAFT

8.01 Investment Summary 03-31-23 - NO ACTION REQUIRED

8.02 Summary of Financial Condition 03-31-23 - NO ACTION REQUIRED

8.03 Operating Expenses by Natural Classification 03-31-23 - NO ACTION REQUIRED

8.04 New Account Fee Classification Report - NO ACTION REQUIRED

8.05 Sustainability Services Scorecard - NO ACTION REQUIRED

9. Operations & Planning - April 24, 2023

9.01 Wet Weather Program Engineering Services (Phase 6) – Contract Amendment No. 6 (Memo, Resolution)**

9.02 Pelham WRRF Influent Pump Station Improvements Design Services Contract Amendment No. 2 (Memo, Map, Resolution)**

9.03 Verbal Briefing on Upcoming Projects and Items of Interest - NO ACTION REQUIRED

10. Unfinished Business

10.01 Unfinished Business

11. New Business

11.01 New Business

12. Other Business

12.01 Other Business

13. Executive Session

13.01 Receipt of Legal Advice Regarding the Potential Settlement of Legal Claims and Separately Proposed Contractual Agreements

14. Post Executive Session

14.01 Action on Items in Executive Session, if applicable

15. Adjournment

15.01 Adjourn the Meeting

16. Meeting Disclosures

16.01 *Consent Agenda: All matters listed under Consent Agenda are considered non-controversial Board action items and are approved as a set with one action. If discussion is desired on an item, it will be removed from the Consent Agenda and placed on the regular Board meeting agenda.

16.02 **Following Board review and approval, this item will be made available to the public upon request based on ReWa's Public Information Policy approved May 23, 2011.

DRAFT



Monday, April 24, 2023
Operations and Planning Committee Meeting

AGENDA

Renewable Water Resources
561 Mauldin Road
Greenville, SC 29607
Board Room
2:30 P.M.

1. Call to Order

1.01 Call to Order

2. Welcome

2.01 Commissioners: Committee Chair Danny Holliday, John T. Crawford Jr., Phyllis Anderson, Ray Overstreet, Tab Patton

2.02 Non-Committee Members and Staff Present

2.03 Recognition and Introduction of Visitors Present

3. Wet Weather Program Engineering Services (Phase 6) – Contract Amendment No. 6

3.01 Wet Weather Program Engineering Services (Phase 6) – Contract Amendment No. 6 (Memo, Resolution)**

4. Pelham WRRF Influent Pump Station Improvements Design Services Contract Amendment No. 2

4.01 Pelham WRRF Influent Pump Station Improvements Design Services Contract Amendment No. 2 (Memo, Map, Resolution)**

5. New Business

5.01 Verbal Briefing on Upcoming Projects and Items of Interest - NO ACTION REQUIRED

5.02 Presentation: Multi-Jurisdictional Utility Hazard Mitigation Plan for MetroConnects and ReWa presented by Ned Fernandex with IFC

6. Unfinished Business

6.01 Unfinished Business

7. Other Business

7.01 Other Business

8. Meeting Disclosures

8.01 **Following Board review and approval, this item will be made available to the public upon request based on ReWa's Public Information Policy approved May 23, 2011.

9. Adjournment

9.01 Adjourn the Meeting

DATE: April 24, 2023
TO: Board of Commissioners
FROM: David Rankin
CC: Joel Jones, David Niese, Becca Bowyer
SUBJECT: Wet Weather Program Engineering Services (Phase 6) – Contract Amendment No. 6



BOARD OF COMMISSIONERS' MEMORANDUM

Brown and Caldwell continues to provide support on the implementation of the Wet Weather Program. Phase 4 (assessment of the Marietta, Georges Creek, Piedmont Regional, and Durbin WRRF service areas) and Phase 5 (hydraulic modeling support; capital planning for Georges Creek, Piedmont Regional, Durbin Creek, and Marietta WRRF service areas, submetering support, and subdistrict coordination) is ongoing.

Phase 6 engineering services will continue the effort to develop and implement the Wet Weather Program with a focus on the following tasks:

- Stakeholder collaboration and subdistrict coordination.
- Private property I/I reduction policy support.
- Continued CMOM implementation, subdistrict planning and regulatory support.
- Capital program support to include scenario development.
- Annual progress reports for each WRRF basin.
- Maintenance of a Wet Weather Data Platform.

Staff has negotiated a scope and fee with Brown and Caldwell for Amendment 6 for their continued Engineering Services related to the Wet Weather Program.

Project Name	Wet Weather Program
Project Number	1206
Firm	Brown and Caldwell
Not-to-Exceed Cost	\$ 1,403,416
Amendment No.	6
Previous Contract Value	\$ 8,165,679
Total Contract Value	\$ 9,569,095
Contracting/Selection Method	Professional Services Agreement (RFQ)

Staff recommends the Board award the Wet Weather Program Engineering Services Amendment No. 6 to Brown and Caldwell and authorize the Chief Executive Officer to execute Amendment No. 6 for \$1,403,416 increasing the overall contract to a not-to-exceed amount of \$9,569,095.

**BOARD OF COMMISSIONERS'
RESOLUTION**



Wet Weather Program Engineering Services (Phase 6) – Contract Amendment No. 6

WHEREAS, the Wet Weather Program Engineering Services Contract Amendment will provide I/I program framework; I/I program and policy development; capacity planning; and compliance implementation. Primary tasks within Phase 6 Contract Amendment will include continued program management, private property I/I analysis, CMOM program support, continued policy and program implementation, continued subdistrict I/I reduction assessment, and coordination, and annual wet weather program review; and

WHEREAS, Brown and Caldwell has previously been awarded \$8,165,679 for Engineering Services through Amendment 5 of the Wet Weather Program; and

WHEREAS, Staff has negotiated a fee not to exceed \$1,403,416 for Amendment 6 of the Engineering Services;

NOW, THEREFORE, BE IT RESOLVED that Renewable Water Resources does hereby amend the contract with Brown and Caldwell and authorize the Chief Executive Officer and/or his designee to execute an amendment to bring the total contract to a not-to-exceed amount of \$9,569,095.

The above Resolution, upon motion duly made, was passed and approved by the Board of Commissioners of Renewable Water Resources at a regular meeting held on the 24th day of April 2023.

DRAFT

R. L. FOGLEMAN, JR., CHAIRMAN

ATTEST:

CLINTON J. THOMPSON, SECRETARY/TREASURER

DATE: April 24, 2023
TO: Board of Commissioners
FROM: Bryan Kohart
CC: Joel Jones, David Niese, Becca Bowyer
SUBJECT: Pelham WRRF Influent Pump Station Improvements Design Services Contract Amendment No. 2



**BOARD OF COMMISSIONERS'
MEMORANDUM**

The Pelham WRRF Influent Pump Station Improvements project intends to replace existing influent pumps, VFDs, and appurtenances, as well as provide new controls. Additional scope has been identified to replace the four (4) influent screens due to age, recent repair history, and difficulty sourcing repair parts. Staff has negotiated a scope and fee with Brown and Caldwell for additional design services.

Project Name	Pelham WRRF Influent Pump Station Improvements
Project Number	PB27
Firm	Brown and Caldwell
Not-to-Exceed Cost	\$ 210,800
Amendment No.	2
Previous Contract Value	\$ 645,000
Total Contract Value	\$ 855,800
Contracting/Selection Method	Indefinite Delivery Contract

Staff recommends the Board award the Pelham WRRF Influent Pump Station Improvements Design Services to Brown and Caldwell and authorize the Chief Executive Officer to execute contract Amendment No. 2 for \$210,800, increasing the overall contract to a not-to-exceed amount of \$855,800.

DRAFT

Pelham Influent Pump Station Replacement



Project Description

Project Number: PB27

Project Manager: David Rankin

Project Status: Active

Project Commitment: Committed Study

This project includes the construction of a new 50 MGD influent pump station (LOS Recommendation). (Previously UK00573)

Project Information

Budget Category: WRRF Facilities

Budget Subcategory: Liquid Train Assets

Project Driver: Renewal & Replacement

WRRF Basin: Pelham

Project Priority Score: 219

Total Budget: \$8,467,153

County: Greenville Co.

Budget Spent Prior FYs: \$176,653

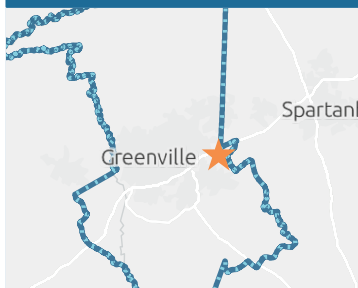
River Basin: Enoree River

Total Budget Current FY: \$452,500

Map Legend

- Other Projects
- PS Proposed Pump Station
- WTP Proposed WRRF Facility
- Proposed Force Main
- Proposed Gravity Main
- PS ReWa Pump Station
- WTP ReWa WRRF
- ReWa Force Main
- ReWa Gravity Main
- Subdistrict Sewer

Key Map



Project Phase	Duration (Months)	Estimated Start Date	Estimated Completion Date	Total Budget
Study	20	2021-01-01	2022-09-29	\$149,500
Design	19	2022-03-03	2023-10-15	\$477,500
Bidding	3	2023-10-16	2024-01-14	\$18,000
Construction	18	2024-01-15	2025-07-08	\$7,820,000

**BOARD OF COMMISSIONERS'
RESOLUTION**



Pelham WRRF Influent Pump Station Improvements Design Services Contract Amendment
No. 2

WHEREAS, the Pelham WRRF Influent Pump Station Improvements project consists of replacement of the influent pumps, VFDs, controls, and related appurtenances to maintain operational functionality and provide long-term improvements; and

WHEREAS, additional scope has been identified to replace the four (4) influent screens; and

WHEREAS, Brown and Caldwell has previously been awarded \$645,000 for performing the engineering design of the project; and

WHEREAS, Staff has negotiated a fee not to exceed \$210,800 for additional design services;

NOW, THEREFORE, BE IT RESOLVED that Renewable Water Resources does hereby amend the contract with Brown and Caldwell and authorize the Chief Executive Officer and/or his designee to execute an amendment to bring the total contract to a not-to-exceed amount of \$855,800

The above Resolution, upon motion duly made, was passed and approved by the Board of Commissioners of Renewable Water Resources at a regular meeting held on the 24th day of April 2023.

DRAFT

R. L. FOGLEMAN, JR., CHAIRMAN

ATTEST:

CLINTON J. THOMPSON, SECRETARY/TREASURER



Monday, April 24, 2023
Administration and Finance Committee Meeting

AGENDA

Renewable Water Resources
561 Mauldin Road
Greenville, SC 29607
Board Room
3:15 PM

1. Call to Order

1.01 Meeting Called to Order

2. Welcome

2.01 Committee Members: Committee Chair Tom Coker, Clint Thompson, Emily K. D. Roberts, & George Fletcher

2.02 Non-Committee Members and Staff

2.03 Recognition and Introduction of Visitors Present

3. Investment Summary

3.01 Investment Summary 03-31-23 - NO ACTION REQUIRED

4. Summary of Financial Condition

4.01 Summary of Financial Condition 03-31-23 - NO ACTION REQUIRED

5. Operating Expenses by Natural Classification

5.01 Operating Expenses by Natural Classification 03-31-23 - NO ACTION REQUIRED

6. New Account Fee Classification Report

6.01 New Account Fee Classification Report - NO ACTION REQUIRED

7. Sustainability Services Scorecard

7.01 Sustainability Services Scorecard - NO ACTION REQUIRED

8. New Business

8.01 New Business

9. Unfinished Business

9.01 Unfinished Business

10. Other Business

10.01 Other Business

11. Adjournment

11.01 Adjourn the meeting

12. Meeting Disclosures

DRAFT

12.01 **Following Board review and approval, this item will be made available to the public upon request based on ReWa's Public Information Policy approved May 23, 2011.

DRAFT

**Renewable Water Resources
Cash and Investment Summary
March 31, 2023**

	<u>Interest Rate</u>	<u>Balance February 28, 2023</u>	<u>Balance March 31, 2023</u>	<u>Period Change</u>
Cash and investments by institution				
U.S. Bank debt service fund ¹	0.001%	\$ 7,577,592	\$ 7,808,581	\$ 230,989
Southern First Bank MM	4.600%	17,353,445	29,422,709	12,069,264
Southern First Bank MM NAF	4.600%	608,341	610,722	2,376
UBS Financial Services	0.466%	4,629,100	4,696,130	66,920
UBS Financial Services NAF	0.892%	12,958,674	13,165,067	176,393
MBS-Multi Bank Securities	0.606%	1,679,642	1,434,537	(245,105)
SC Local Government Investment Pool NAF	4.854%	991,166	998,264	4,098
SC Local Government Investment Pool	4.854%	103,754	104,181	427
Truist checking	0.350%	340,211	9,573,058	4,232,847
Truist new account fee	0.050%	40,984	501,014	1,030
Truist Peters Creek	0.050%	76,253	76,414	161
Petty cash		2,859	2,835	(24)
Total funds		\$ 51,854,136	\$ 68,393,512	\$ 16,539,376
Less: Restricted funds				
U.S. Bank debt service fund ¹		\$ 7,577,592	\$ 7,808,581	\$ 230,989
Bond covenant: operations & maintenance		4,195,780	4,195,780	-
Total restricted funds		11,773,372	12,004,361	230,989
Total unrestricted funds³		40,080,764	56,389,151	16,308,387
Less: Committed and assigned funds				
Committed: new account fee ⁴		10,204,380	9,944,069	(260,311)
Assigned: emergency ⁵		2,083,111	2,083,111	-
Total committed and assigned funds		12,287,491	12,027,180	(260,311)
Total available funds		\$ 27,793,273	\$ 44,361,971	\$ 16,568,698

¹ Funds held in trust for upcoming principal and interest payments in accordance with section 4.08 of the series resolution adopted December 6, 2004.

² Funds restricted for operating & maintenance expenses in accordance with the bond resolution adopted June 14, 2010.

³ Unrestricted funds are generally available and not legally restricted. While unrestricted cash reserves are generally available, it is ReWa's policy to maintain the following liquidity target:

- 250 days of cash on hand: unrestricted cash and investments divided by total operating expenses before depreciation, expressed in number of days.

⁴ Monies received from new account fees committed to fund capacity increases.

⁵ Monies assigned for emergency expenditures.

DRAFT

**Renewable Water Resources
Summary of Financial Condition
January 1, 2023 - March 31, 2023**

	<u>FY 2023 Budget</u>	<u>YTD Budget</u>	<u>YTD Actual</u>	<u>Favorable (Unfavorable) USD</u>	<u>Favorable (Unfavorable) %</u>
Revenue					
Domestic and commercial	\$ 94,647,970	\$ 23,661,992	\$ 24,586,094	\$ 924,102	4%
Industrial	8,557,600	2,139,400	2,036,835	(102,565)	(5%)
New account fee (NAF)	10,000,000	2,500,000	2,793,250	293,250	12%
Septic haulers and other	760,000	190,000	162,853	(27,147)	(14%)
Unrestricted investment revenue	250,000	62,500	320,218	257,718	412%
Investment fair value adjustment	-	-	46,616	246,616	(100%)
Miscellaneous revenue	190,000	5,500	872,689	825,189	1737%
Gross revenue	\$ 114,405,570	\$ 28,601,392	\$ 31,018,555	\$ 2,417,163	8%
Expense					
Administration					
Administrative finance	\$ 11,701,655	\$ 2,719,058	\$ 2,697,621	\$ (18,585)	(1%)
Business services	3,105,898	784,873	680,917	103,956	13%
Human resources	3,727,725	577,009	502,060	74,949	13%
Information technology	3,661,398	1,211,561	980,900	230,661	19%
Technical operations					
Collections & maintenance	6,456,622	1,557,519	1,442,760	114,759	7%
Engineering	883,361	199,309	355,607	(156,298)	(78%)
Regulatory services	7,321,075	1,783,956	1,418,498	365,458	20%
Water resource recovery facilities	13,425,970	3,387,852	3,287,839	100,013	3%
Total O&M departmental expense	\$ 27,493,611	12,181,115	11,366,202	814,913	7%
Debt service	33,919,657	27,006,230	26,969,756	36,474	0%
Total operational expense & debt	\$ 84,269,018	\$ 39,187,345	\$ 38,335,958	\$ 851,387	2%
Contribution to capital			\$ (7,317,403)		

Renewable Water Resources
Operating Expenses by Natural Classification
January 1, 2023 - March 31, 2023

Operating Expenses	2023 Budget	March 2023 YTD Budget	March 2023 YTD Actual	(Favorable)/Unfavorable \$ Variance	% Variance
Employee related expenses					
Salaries	\$ 15,012,905	\$ 3,526,484	\$ 3,493,132	\$ (33,352)	(0.9%)
Payroll taxes	1,133,138	269,460	256,681	(12,779)	(4.7%)
Insurance	1,843,195	451,324	437,765	(13,559)	(3.0%)
OPEB	1,700,000	201,000	198,372	(2,628)	(1.3%)
Retirement	2,678,836	634,698	598,620	(36,078)	(5.7%)
Uniforms	128,387	38,077	14,884	(23,193)	(60.9%)
Workers' compensation insurance	212,869	-	-	-	-
Unemployment	5,000	1,250	-	(1,250)	(100.0%)
Employee wellness	245,704	61,426	60,727	(699)	(1.1%)
Utilities					
Utilities	4,677,888	1,158,178	1,009,971	(148,207)	(12.8%)
Telephones and communications	342,506	70,527	54,168	(16,359)	(23.2%)
Contracted Services					
Customer service & billing	3,580,223	888,651	753,529	(135,122)	(15.2%)
Contracted services	5,275,349	1,610,901	1,412,825	(298,076)	(18.5%)
Solids disposal	3,107,138	776,655	516,655	(260,130)	(33.5%)
Materials, supplies, and maintenance					
R&M equipment	1,296,551	441,889	223,314	(118,575)	(34.7%)
R&M building and grounds	493,659	15,000	120,289	(24,715)	(17.0%)
R&M electrical	448,162	114,635	210,401	97,626	86.6%
Laboratory equipment and supplies	128,175	42,000	29,328	(12,679)	(30.2%)
Vehicle supplies	170,010	45,768	34,569	(11,199)	(24.5%)
Office and cleaning supplies	236,080	13,385	38,941	(11,444)	(22.7%)
Equipment supplies	44,420	20,600	1,477	(19,123)	(92.8%)
Gasoline	100,260	37,562	49,794	12,232	32.6%
Fuel oil	18,100	46,838	26,670	(20,168)	(43.1%)
Tools	2,650	9,488	5,847	(3,641)	(38.4%)
Chemicals					
Chemicals	333,167	642,696	808,283	165,587	25.8%
Administration and other					
General insurance	14,676	581,547	687,862	106,315	18.3%
Contingency	2,000,000	-	-	-	-
Legal	300,000	75,000	64,373	(10,627)	(14.2%)
Public relations	481,000	120,625	250,246	129,621	107.5%
Bad debt	300,000	-	(37,309)	(37,309)	(100.0%)
Administrative expenses	496,775	68,582	58,450	(10,132)	(14.8%)
Training, professional & travel					
Travel	162,616	45,323	32,701	(12,622)	(27.8%)
Employee professional expenses	436,914	106,265	53,637	(52,628)	(49.5%)
Total Operating Expenses	\$ 50,349,361	\$ 12,181,115	\$ 11,366,202	\$ (814,913)	(6.7%)

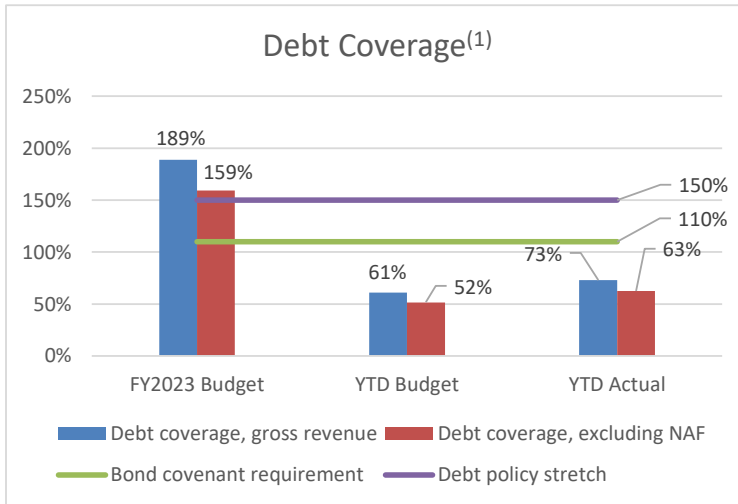
**Renewable Water Resources
NAF Classification Report**



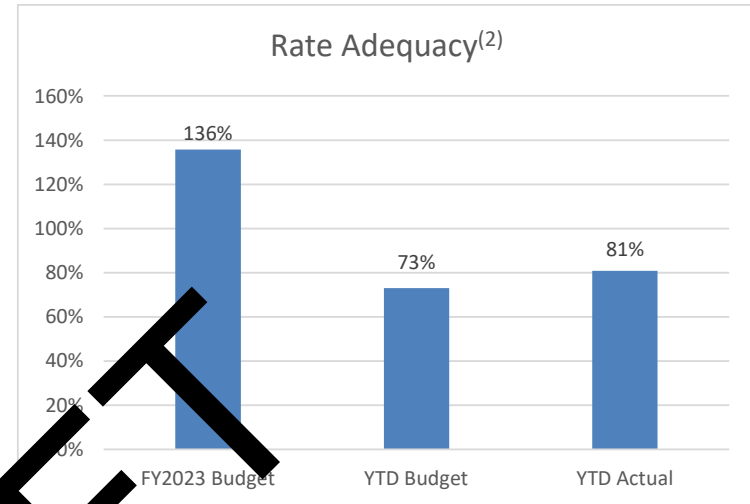
	Subdivision		Multi-family		Individual Home		Septic to Sewer		Mixed Use		Commercial		Retail		Totals	
	FY22	FY23	FY22	FY23	FY22	FY23	FY22	FY23	FY22	FY23	FY22	FY23	FY22	FY23	FY22	FY23
January	\$ 257,500	\$ 342,500	\$ -	\$ 3,750	\$ 20,000	\$ 27,500	\$ -	\$ 7,500	\$ 5,667	\$ 146,250	\$ 72,500	\$ 142,500	\$ -	\$ 48,450	\$ 355,667	\$ 718,450
February	792,500	815,000	537,500	5,000	50,000	52,500	-	5,000	1,108	45,000	67,500	80,000	-	24,300	1,448,608	1,026,800
March	1,340,000	745,000	-	3,750	65,000	33,750	7,500	5,000	286,600	10,000	97,500	37,500	2,700	18,000	1,799,300	853,000
April	715,000		-		77,500		7,500		172,658		102,500		-		1,075,158	-
May	540,000		20,000		70,000		5,000		419,692		175,000		333,600		1,563,292	-
June	718,750		422,217		95,000		2,500		1,425		105,000		62,500		1,407,392	-
July	422,500		1,250		67,500		-		-		340,000		4,700		835,950	-
August	382,500		890,000		37,500		5,000		9,900		35,000		-		1,359,900	-
September	617,500		23,750		80,000		5,000		-		75,000		126,600		927,850	-
October	524,500		16,875		81,875		7,500		8,934		77,500		14,700		731,884	-
November	507,500		6,875		45,000		2,500				50,000		9,000		620,875	-
December	957,500		7,500		75,000		2,500		1,147		115,000		6,300		1,175,247	-
Totals	\$ 7,775,750	\$ 1,902,500	\$ 1,925,967	\$ 12,500	\$ 764,375	\$ 113,750	\$ 45,000	\$ 17,500	\$ 17,430	\$ 11,250	\$ 1,312,500	\$ 260,000	\$ 560,100	\$ 90,750	\$ 13,301,122	\$ 2,598,250
Refunds															\$ (15,008)	
Receivables / Outstanding Deposits															\$ 2,500	\$ 195,000
New Account Fees per the Summary of Financial Condition															\$ 13,288,614	\$ 2,793,250

DRAFT

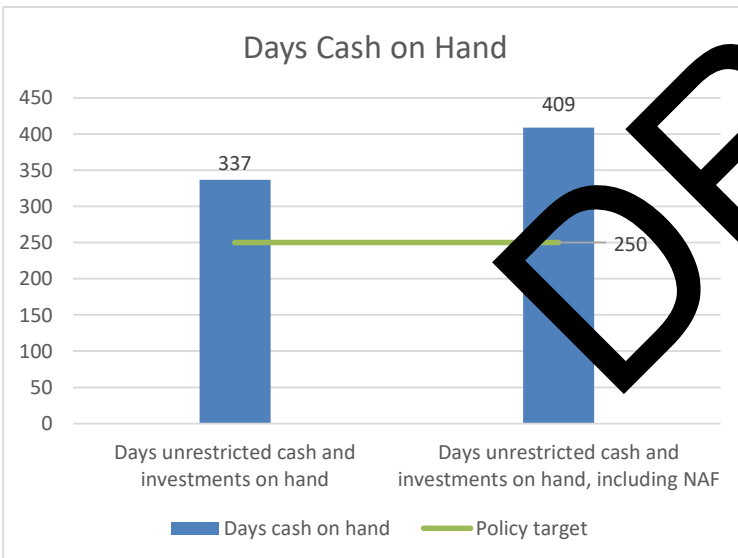
Key Operating Metrics



⁽¹⁾ Percentage of revenue after operating expense to cover long term debt payments



⁽²⁾ Percentage coverage for both operating and long term debt expense



Other Financial Highlights

\$ in Millions

Supplier	YTD
Top 5 supplier project expenses YTD	
McClam & Associates, Inc	\$ 1.8
Reeves Young LLC	0.8
Harper Corporation	0.7
State Utility Contractors, Inc.	0.7
J.L. Construction Co., Inc.	0.7