



Monday, March 18, 2024
DRAFT: Board of Commissioners' Meeting

AGENDA

Renewable Water Resources

561 Mauldin Road

Greenville, SC 29607

Board Room

<https://us02web.zoom.us/j/87295842766>

3:30 P.M.

1. Call to Order

1.01 Call to Order

2. Welcome

2.01 Commissioners Present

2.02 Staff Present

2.03 Introduction of Visitors Present

3. Pledge of Allegiance/Prayer

3.01 Pledge of Allegiance/Prayer

4. Safety Moment

4.01 Safety Moment - NO ACTION REQUIRED

5. Recognitions & Awards

5.01 Presentation of the WEASC/SCAWWA Excellence in Asset Management Award presented to Erik Green, Asset Management Program Manager, by Chair Fogleman

5.02 Presentation of the Water Environment Association of South Carolina, Blue Ridge Foothills District's Maintenance Person of the Year Award for 2023 to Bryan Keith Hill, Maintenance Technician II at Mauldin Road, presented by Brian Smith, Director of Resource Recovery

5.03 Presentation of the SC DHEC Facility Awards by Brian Smith, Director of Resource Recovery

6. Verbal Reports

6.01 Verbal Report of the March 18, 2024 Board of Commissioners' Centennial Ad Hoc Committee Meeting - Committee Chair George Fletcher

7. Consent Agenda*

7.01 Minutes of the February 26, 2024 Board of Commissioners' Centennial Ad Hoc Committee Meeting**

7.02 Minutes of the February 26, 2024 Board of Commissioners' Governance & Finance Committee Meeting**

7.03 Minutes of the February 26, 2024 Board of Commissioners' Operations & Planning Committee Meeting**

7.04 Minutes of the February 26, 2024 Board of Commissioners' Meeting**

8. Governance & Finance - March 18, 2024

9. Operations & Planning - March 18, 2024

9.01 Gilder Creek WRRF Secondary Clarifiers Purchase Contract Award (Memo, Resolution)**

9.02 Mauldin Road WRRF Influent Pump Purchase Contract Award (Memo, Resolution)**

9.03 Maintenance Shop, Collections, Warehouse Renovation Phase 1 Construction Contract Award (Memo, Supplemental Data Sheet, Resolution)**

9.04 Peppertree Gravity Sewer – Transfer of Assets to MetroConnects (Memo, Map, Resolution)**

9.05 Easley Combined Utilities Capacity Contract – Second Amendment (Memo, Resolution)**

10. Unfinished Business

10.01 Unfinished Business

11. New Business

11.01 Review Monitoring Report 4.4 - Category IV: Executive Limitations - Financial Condition and Activities Policy

11.02 Board Strategy Discussion - Growth

11.03 CEO Report & Look Ahead

12. Other Business

12.01 Other Business

13. Executive Session

13.01 Receipt of Legal Advice Regarding the Potential Settlement of Legal Claims and Separately Proposed Contractual Agreements

14. Post Executive Session

14.01 Action on Items in Executive Session, if applicable

15. Adjournment

15.01 Adjourn the Meeting

16. Meeting Disclosures

16.01 *Consent Agenda: All matters listed under Consent Agenda are considered non-controversial Board action items and are approved as a set with one action. If discussion is desired on an item, it will be removed from the Consent Agenda and placed on the regular Board meeting agenda.

16.02 **Following Board review and approval, this item will be made available to the public upon request based on ReWa's Public Information Policy approved May 23, 2011.



Monday, March 18, 2024
Centennial Ad Hoc Committee Meeting

AGENDA

Renewable Water Resources
561 Mauldin Road
Greenville, SC 29607
Board Room
1:00 P.M.

1. Call to Order

1.01 Call to Order - Committee Chair Fletcher

2. Welcome

2.01 Welcome - Committee Chair Fletcher

3. Centennial Updates - dfs creative concept

3.01 Review Project Timeline

3.02 Q1 Updates

4. Deliverables & Action Items

4.01 Deliverables & Action Items - Director Lawson & Team

5. Next Steps

5.01 Next Steps - Committee Chairman George Fletcher

6. Adjournment

6.01 Adjourn the Meeting

7. Meeting Disclosures

7.01 *Following Board review and approval, this item will be made available to the public upon request based on ReWa's Public Information Policy approved May 23, 2011.

DRAFT



Monday, March 18, 2024
Operations and Planning Committee Meeting

AGENDA

Renewable Water Resources
561 Mauldin Road
Greenville, SC 29607
Board Room
2:00 P.M.

1. Call to Order

1.01 Call to Order

2. Welcome

2.01 Commissioners: Committee Chair Danny Holliday, John T. Crawford Jr., Phyllis Henderson, Ray Overstreet, Tab Patton

2.02 Non-Committee Members and Staff Present

2.03 Recognition and Introduction of Visitors Present

3. Gilder Creek WRRF Secondary Clarifiers Purchase Contract Award

3.01 Gilder Creek WRRF Secondary Clarifiers Purchase Contract Award (Memo, Resolution)**

4. Mauldin Road WRRF Influent Pump Purchase Contract Award

4.01 Mauldin Road WRRF Influent Pump Purchase Contract Award (Memo, Resolution)**

5. Maintenance Shop, Collections, Warehouse Renovation Phase 2 Construction Contract Award

5.01 Maintenance Shop, Collections, Warehouse Renovation Phase 2 Construction Contract Award (Memo, Resolution)**

6. Peppertree Gravity Sewer – Transfer of Assets to MetroConnects

6.01 Peppertree Gravity Sewer – Transfer of Assets to MetroConnects (Memo, Map Resolution)**

7. Easley Combined Utilities Capacity Contract – Second Amendment

7.01 Easley Combined Utilities Capacity Contract – Second Amendment (Memo, Resolution)**

8. New Business

8.01 Verbal Briefing on Upcoming Projects and Items of Interest - NO ACTION REQUIRED

9. Unfinished Business

9.01 Unfinished Business

10. Other Business

10.01 Other Business

11. Meeting Disclosures

11.01 **Following Board review and approval, this item will be made available to the public upon request based on ReWa's Public Information Policy approved May 23, 2011.

12. Adjournment

12.01 Adjourn the Meeting

DATE: March 18, 2024
TO: Board of Commissioners
FROM: Annie Crosby
CC: Joel Jones, David Niese, Becca Bowyer
SUBJECT: Gilder Creek WRRF Secondary Clarifiers
Purchase Contract Award



**BOARD OF COMMISSIONERS'
MEMORANDUM**

The Gilder Creek WRRF Secondary Clarifiers Replacement Project consists of the replacement of two (2) Clarifier mechanisms for Secondary Clarifiers 3 and 4. Secondary Clarifiers 1 and 2 were replaced in 2020 and are Ovivo USA equipment. Therefore, a sole source procurement was used in order to provide standardization between all four clarifiers and to ensure both dimensional and performance compatibility, minimizing the costs of construction and clarifier downtime. The staff has negotiated a scope and fee with Ovivo USA to supply clarifiers mechanisms for this project. Construction of the replacement Secondary Clarifiers is planned for November 2024. The project's overall budget is \$2,885,900.00.

Project Name	Gilder Creek Secondary Clarifiers Replacement
Project Number	PF-00058
Firm	Ovivo USA
Not-to-Exceed Cost	\$ 1,071,000.00
Amendment No.	N/A
Previous Contract Value	N/A
Total Contract Value	\$ 1,071,000.00
Contracting/Selection Method	Sole Source Procurement Contract

Staff recommends the Board award the Clarifier Purchase to Ovivo USA and authorize the Chief Executive Officer to execute a contract for this Purchase Contract in an amount not-to-exceed \$1,071,000.00.

**BOARD OF COMMISSIONERS'
RESOLUTION**



Gilder Creek WRRF Secondary Clarifiers Purchase Contract Award

WHEREAS, the Gilder Creek WRRF Secondary Clarifiers Replacement Project consists of the replacement of two (2) Clarifier mechanisms used in the biological treatment process;

NOW, THEREFORE, BE IT RESOLVED that Renewable Water Resources does hereby award this Purchase Contract to Ovivo USA for a cost not-to-exceed \$1,071,000.00 and that the Chief Executive Officer and/or his designee is hereby authorized to execute the contract.

The above Resolution, upon motion duly made, was passed and approved by the Board of Commissioners of Renewable Water Resources at a regular meeting held on the 18th day of March 2024.

DRAFT

R. L. FOGLEMAN, JR., CHAIR

ATTEST:

CLINTON J. THOMPSON, SECRETARY/TREASURER

DATE: March 18, 2024
TO: Board of Commissioners
FROM: Annie Crosby
CC: Joel Jones, David Niese, Becca Bowyer
SUBJECT: Mauldin Road WRRF Influent Pump
Purchase Contract Award



**BOARD OF COMMISSIONERS'
MEMORANDUM**

The Mauldin Road WRRF Influent Pump Replacement Project is part of the Asset Rehab and Replacement Program with a project driver of Renewal and Replacement. The work consists of the replacement of the remaining four (4) 500hp Fairbanks Nijhuis pumps. Two (2) pumps were purchased and received in 2023 and are currently being installed. A sole source procurement was used to standardize all of the pumps and to ensure both dimensional and performance compatibility, thereby minimizing the costs of construction modifications and downtime of the pumping system. Staff has negotiated a scope and fee with Clearwater, Inc., the representative of Fairbanks Nijhuis for the supply of the pumps for this project. Installation of the four pumps is anticipated to begin in June of 2025. The project's overall budget is \$3,541,0000.

Project Name	Mauldin Road WRRF Influent Pump Replacement
Project Number	PRJ-00038
Firm	Clearwater, Inc.
Not-to-Exceed Cost	\$ 1,928,400.00
Amendment No.	N/A
Previous Contract Value	N/A
Total Contract Value	\$ 1,928,400.00
Contracting/Selection Method	Sole Source Procurement Contract

Staff recommends the Board award the Pump Purchase to Clearwater, Inc. and authorize the Chief Executive Officer to execute a contract for this Purchase Contract in an amount not-to-exceed \$1,928,400.00.

**BOARD OF COMMISSIONERS'
RESOLUTION**



Mauldin Road WRRF Influent Pump Purchase Contract Award

WHEREAS, the Mauldin Road WRRF Influent Pump Replacement Project consists of the replacement of four (4) 500hp Fairbanks Nijhuis pumps used at the Influent Pump Station to convey wastewater into the treatment process;

NOW, THEREFORE, BE IT RESOLVED that Renewable Water Resources does hereby award this Purchase Contract to Clearwater, Inc. for a cost not to exceed \$1,928,400.00 and that the Chief Executive Officer and/or his designee is hereby authorized to execute the contract.

The above Resolution, upon motion duly made, was passed and approved by the Board of Commissioners of Renewable Water Resources at a regular meeting held on the 18th day of March 2024.

DRAFT

R. L. FOGLEMAN, JR., CHAIR

ATTEST:

CLINTON J. THOMPSON, SECRETARY/TREASURER

DATE: March 18, 2024
TO: Board of Commissioners
FROM: Bryan Kohart
CC: Joel Jones, David Niese, Becca Bowyer
SUBJECT: Maintenance Shop, Collections, Warehouse Renovation Phase 1 Construction Contract Award



BOARD OF COMMISSIONERS' MEMORANDUM

The Maintenance Shop, Collections, and Warehouse buildings were constructed in 1973 and expanded in 1988. The complex now requires significant restoration and improvements. Upgrades to the facilities are planned to occur in two phases. Phase 1 consists of a general upfit of the fixtures and finishes in the Collections buildings. The cost of the Phase 1 work is \$747,595, and it will be complete by October 2024. Phase 2 will consist of electrical improvements, fleet bay expansion, and general upfit of the fixtures and finishes. Phase 2 is anticipated to bid in early 2025, and it will be complete in the first quarter of 2026. The total project budget for Phase 1 and Phase 2 is \$2,780,000.

Project Information			
Project Name	Maintenance Shop, Collections, Warehouse Renovation Phase 1		
Project Number	PRJ-0006		
Estimated Costs			
Engineer	N/A		
Engineer's Total Estimate	\$670,800		
Bid Information			
Bid Submittal Deadline	February 20, 2024		
Contracting/Selection Method	Construction IDC		
Bidders and Bids			
	<i>Contractor</i>	<i>Location</i>	<i>Bid</i>
<input checked="" type="checkbox"/> *	Harper Corporation	Greenville, SC	\$747,595
<input type="checkbox"/>	Reeves Young	Sugar Hill, GA	\$92,318
<input type="checkbox"/>	Cely Construction	Greenville, SC	No Bid

*Lowest responsive and responsible bidder.

Staff recommends the Board award Maintenance Shop, Collections, Warehouse Renovation Phase 1 contract to Harper Corporation and authorize the Chief Executive Officer to execute the contract in the amount not to exceed \$747,595.

**BOARD OF COMMISSIONERS'
RESOLUTION**



Maintenance Shop, Collections, Warehouse Renovation Phase 1 Construction Contract
Award

WHEREAS, the Maintenance Shop, Collections, Warehouse Renovation Phase 1 consists of general upfit of the fixtures and finishes in the Collections buildings;

NOW, THEREFORE, BE IT RESOLVED that Renewable Water Resources does hereby award this work to Harper Corporation for a cost not to exceed \$747,595 and that the Chief Executive Officer and/or his designee is hereby authorized to execute the contract on behalf of ReWa, conditioned upon and subject to the following:

1. The Contractor's Acceptance.
2. The Contractor's compliance with the terms and conditions set forth in the Notice of Award.

The above Resolution, upon motion duly made, was passed and approved by the Board of Commissioners of Renewable Water Resources at a regular meeting held on the 18th day of March 2024.

R. L. FOGLEMAN JR., CHAIR

ATTEST:

CLINTON J. THOMPSON, SECRETARY/TREASURER

DATE: March 18, 2024
TO: Board of Commissioners
FROM: Tyler Harris
CC: Joel Jones, David Niese, Becca Bowyer
SUBJECT: Peppertree Gravity Sewer – Transfer of Assets to MetroConnects



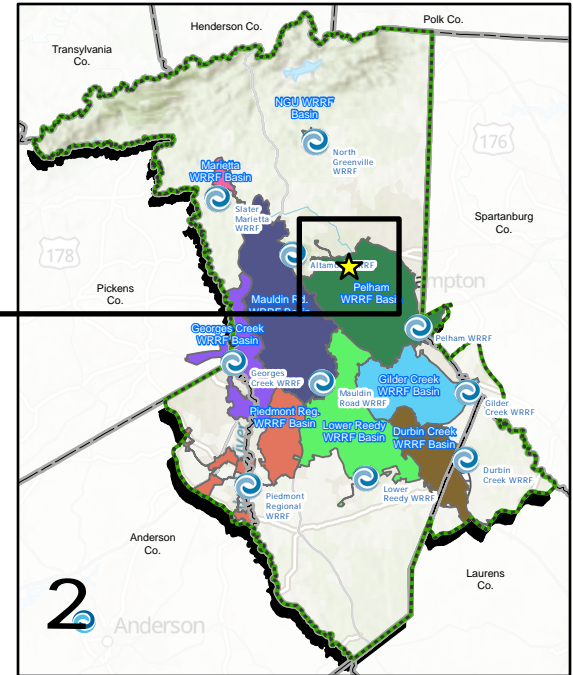
**BOARD OF COMMISSIONERS'
MEMORANDUM**

ReWa recently installed a gravity sewer ranging from 8-18-inch to eliminate ReWa's existing Peppertree #1 and #2 pump stations. ReWa will retain ownership, operation and maintenance of the 18-inch trunk sewer and the associated easements.

The project has been completed and staff recommends the Board grant the transfer of 945.78 linear feet of 8-16-inch gravity sewer together with all manholes, easements and appurtenances to MetroConnects and authorize the Chief Executive Officer and/or his designee to execute the transfer of assets.

DRAFT

Peppertree PS #1 & #2 Elimination Project



Legend

- ReWa Service Area
- County Boundary
- ReWa WRRF Location
- ReWa Pump Station - Abandoned
- ReWa Gravity Main Transfer
- ReWa Gravity Main
- Metro Gravity Main

Scale
0 400 800 Feet

This map is a product of ReWa. The accuracy and completeness of the lines and boundaries displayed on this map are believed to be accurate. ReWa expressly disclaims any responsibility or liability for this map.

**BOARD OF COMMISSIONERS'
RESOLUTION**



Peppertree Gravity Sewer – Transfer of Assets to MetroConnects

WHEREAS, ReWa recently completed the Peppertree Gravity Sewer project in Taylors, SC; and

WHEREAS, Renewable Water Resource's (ReWa) desires to grant MetroConnects 945.78 linear feet 8-16-inch of gravity sewer together with all manholes, appurtenances and easements;

NOW, THEREFORE BE IT RESOLVED that Renewable Water Resources does hereby approve the transfer of gravity sewer, manholes, appurtenances and permanent sewer easement to MetroConnects and authorizes the Chief Executive Officer and/or his designee to execute the transfer of assets, conditions upon and subject to the following:

1. MetroConnects acceptance.
2. MetroConnects compliance with the terms and conditions set forth in the cost share agreement.

The above Resolution, upon motion duly made, was passed and approved by the Board of Commissioners of ReWa at a regular meeting held on the 18th day of March 2024.

R. L. FOGLEMAN, JR., CHAIR

ATTEST:

CLINTON J. THOMPSON, SECRETARY/TREASURER

DATE: March 18, 2024
TO: Board of Commissioners
FROM: David Neisse
CC: Joel Jones, Rebecca West, Cathy Caldwell
SUBJECT: Easley Combined Utilities Capacity
Contract Second Amendment



**BOARD OF COMMISSIONERS'
MEMORANDUM**

In 2019, Easley Combined Utilities (ECU) purchased from Pickens County its rights, title, and assets for 500,000 gallons per day of Sewerage Treatment Capacity in ReWa's Georges Creek Water Resources Recovery Facility (WRRF).

On November 27, 2023, ReWa and ECU executed the First Amendment to Contract for Service and Capacity in Georges Creek Water Resources Recovery Facility Capacity. The Amendment includes the following Contract revisions:

- Changing the allocated capacity from 500,000 gpd to 699,500 gpd.
- Defining the amount of new capacity fees (\$1,662,500) that are due within 30 days.
- Adding a clause to notify ECU that future capacity requests will depend on the expansion of Georges Creek WRRF.

ECU has since requested an additional 62,100 gpd of capacity. ReWa has reviewed the actual flow and committed capacity to determine the available capacity in Georges Creek WRRF.

	2,750,000 GPD	– Permitted Flow
less	1,380,000 GPD	– Actual Flow (existing)
less	<u>741,146 GPD</u>	– Committed Flow (future)
	628,954 GPD	– Remaining Flow (available)

With 628,954 gpd or 23% of the plant capacity available, ReWa believes there is adequate capacity for ReWa's future needs and ECU's current request.

Staff recommends the Board execute the Second Amendment to the Contract for Service and Capacity in Georges Creek Water Resource Recovery Facility Capacity with Easley Combined Utilities and authorize the Chief Executive Officer to execute the contract amendment for an increase in capacity of 62,100 gallons per day.

**BOARD OF COMMISSIONERS'
RESOLUTION**



Easley Combined Utilities Capacity Contract – Second Amendment

WHEREAS, Renewable Water Resources and Commissioners of Public Works, City of Easley (ECU), entered into that certain Contract for Service and Capacity in Georges Creek Water Resources Recovery Facility Capacity dated July 10, 2019, for 500,000 gallons per day;

WHEREAS, ReWa and ECU executed the First Amendment to the Contract for Service and Capacity in Georges Creek Water Resources Recovery Facility Capacity dated November 27, 2023, increasing ECU's capacity from 500,000 gallons per day to 699,500 gallons per day; and

WHEREAS, ECU is requesting an increase of 62,100 gallons per day of Capacity; and

WHEREAS, Staff has reviewed the available Capacity in Georges Creek WRRF and determined it to be sufficient to increase ECU's Capacity from 699,500 gallons per day to 761,600 gallons per day;

NOW, THEREFORE, BE IT RESOLVED that Renewable Water Resources does hereby amend the contract with Easley Combined Utilities and authorize the Chief Executive Officer to execute an amendment to increase Easley Combined Utilities Capacity from 761,600 gallons per day to gallons per day.

The above Resolution, upon motion duly made, was passed and approved by the Board of Commissioners of Renewable Water Resources at a regular meeting held on the 18th day of March 2024.

R. L. FOGLEMAN, JR., CHAIR

ATTEST:

CLINTON J. THOMPSON, SECRETARY/TREASURER



Monday, March 18, 2024
Governance and Finance Committee Meeting

AGENDA

Renewable Water Resources
561 Mauldin Road
Greenville, SC 29607
Board Room
2:45 PM

1. Call to Order

1.01 Call to Order

2. Welcome

2.01 Committee Members: Committee Chair Thomas H. Coker III, John T. Crawford, Daniel P. Hamilton, Emily K. DeRoberts, & George W. Fletcher

2.02 Non-Committee Members and

2.03 Recognition and Introduction of Visitors Present

3. Investment Summary

3.01 Investment Summary 02-29-24 - NO ACTION REQUIRED

4. Summary of Financial Condition

4.01 Summary of Financial Condition 02-29-24 - NO ACTION REQUIRED

5. New Account Fee Classification Report

5.01 New Account Fee Classification Report - NO ACTION REQUIRED

6. Sustainability Services Scorecard

6.01 Sustainability Services Scorecard - NO ACTION REQUIRED

7. Presentation

7.01 Safety Team Update presented by Michael Gates, Environmental Health and Safety Manager, and Charles Rogers, EHS Specialist

8. New Business

8.01 New Business

9. Unfinished Business

9.01 Unfinished Business

10. Other Business

10.01 Other Business

11. Adjournment

11.01 Adjourn the meeting

12. Meeting Disclosures

12.01 **Following Board review and approval, this item will be made available to the public upon request based on ReWa's Public Information Policy approved May 23, 2011.

DRAFT

**Renewable Water Resources
Cash and Investment Summary
February 29, 2024**

	<u>Interest Rate</u>	<u>Balance January 31, 2024</u>	<u>Balance February 29, 2024</u>	<u>Period Change</u>
Cash and investments by institution				
U.S. Bank debt service fund ¹	4.920%	\$ 5,915,599	\$ 8,161,677	\$ 2,246,078
Southern First Bank MM	5.500%	28,721,290	28,846,456	125,166
Southern First Bank MM NAF	5.500%	637,704	640,483	2,779
UBS Financial Services	4.090%	13,661,340	13,661,010	(330)
UBS Financial Services NAF	0.600%	5,664,620	5,652,740	(11,880)
MBS-Multi Bank Securities	3.102%	1,233,529	986,097	(247,432)
SC Local Government Investment Pool NAF	5.667%	1,045,216	1,049,839	4,623
SC Local Government Investment Pool	5.560%	109,081	109,564	483
Truist checking	0.50%	8,892,097	9,307,811	415,714
Truist new account fee	2.470%	511,292	512,268	976
Truist Peters Creek	2.470%	78,012	78,165	153
Petty cash	n/a	976	1,656	680
Total funds		\$ 66,473,756	\$ 69,007,766	\$ 2,537,010
Less: Restricted funds				
U.S. Bank debt service fund ¹		\$ 5,915,599	8,161,677	\$ 2,246,078
Bond covenant: operations & maintenance ²		4,557,930	4,557,930	-
Total restricted funds		10,473,529	12,719,607	2,246,078
Total unrestricted funds³		55,997,227	56,288,159	290,932
Less: Committed and assigned funds				
Committed: new account fee ⁴		11,976,213	13,382,072	1,405,859
Assigned: emergency ⁵		2,220,663	2,220,663	-
Total committed and assigned funds		14,196,876	15,602,735	1,405,859
Total available funds		\$ 41,800,351	\$ 40,685,424	\$ (1,114,927)

¹ Funds held in trust for upcoming principal and interest payments in accordance with section 4.08 of the series resolution adopted December 6, 2004.

² Funds restricted for operating & maintenance expenses in accordance with the bond resolution adopted June 14, 2010.

³ Unrestricted funds are generally available and not legally restricted. While unrestricted cash reserves are generally available, it is ReWa's policy to maintain the following liquidity target:

- 250 days of cash on hand: unrestricted cash and investments divided by total operating expenses before depreciation, expressed in number of days.

⁴ Monies received from new account fees committed to fund capacity increases.

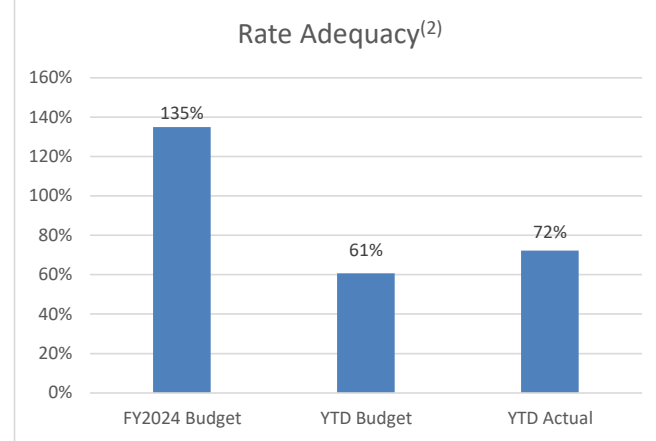
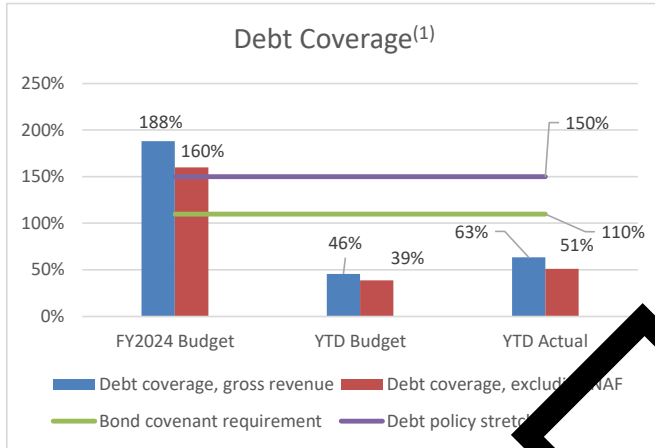
⁵ Monies assigned for emergency expenditures.

DRAFT

**Renewable Water Resources
Summary of Financial Condition
January 1, 2024 - February 29, 2024**

	2024 FY Budget	2023 YTD Actual	2024 YTD Budget	2024 YTD Actual	Favorable (Unfavorable) USD	Favorable (Unfavorable) %
Revenue						
Domestic and commercial	\$ 101,467,451	\$ 16,470,050	\$ 16,857,259	\$ 17,807,469	\$ 950,210	6%
Industrial	8,456,400	1,464,040	1,471,600	1,510,563	38,963	3%
New account fee (NAF)	10,000,000	1,715,250	1,666,667	2,972,758	1,306,091	78%
Septic haulers and other	760,000	108,923	126,667	115,844	(10,823)	(9%)
Unrestricted investment revenue	1,000,000	223,532	166,667	415,185	248,518	149%
Investment fair value adjustment	-	(1,724)	-	56,886	56,886	(100%)
Miscellaneous revenue	349,274	158,163	58,213	50,989	(7,224)	(12%)
Gross revenue	\$ 122,933,125	\$ 20,198,234	\$ 20,347,073	\$ 22,929,694	\$ 2,582,621	13%
Expense						
Administration						
Administrative finance	\$ 12,971,875	\$ 2,214,141	\$ 2,214,141	\$ 1,693,206	\$ 520,935	24%
Business services	3,408,394	425,372	574,523	568,306	6,217	1%
Human resources	3,689,024	333,241	402,300	458,937	(56,637)	(14%)
Information technology	4,320,096	827,977	915,554	479,037	436,517	48%
Technical operations						
Collections & maintenance	6,655,119	915,441	1,125,922	1,029,667	82,925	7%
Engineering	1,512,781	228,584	254,244	185,137	69,111	27%
Regulatory services	7,968,583	752,391	1,113,184	750,331	562,853	43%
Water resource recovery facilities	14,169,292	2,115,258	2,477,905	2,414,529	57,376	2%
Total O&M departmental expense	54,695,164	7,513,507	9,258,447	7,579,150	1,679,297	18%
Debt service	35,820,793	24,423,225	24,259,799	24,196,470	63,329	0%
Total operational expense & debt	\$ 90,515,957	\$ 31,936,732	\$ 33,518,246	\$ 31,775,620	\$ 1,742,626	5%
Contribution to capital		\$ (11,798,498)		\$ (8,845,926)		

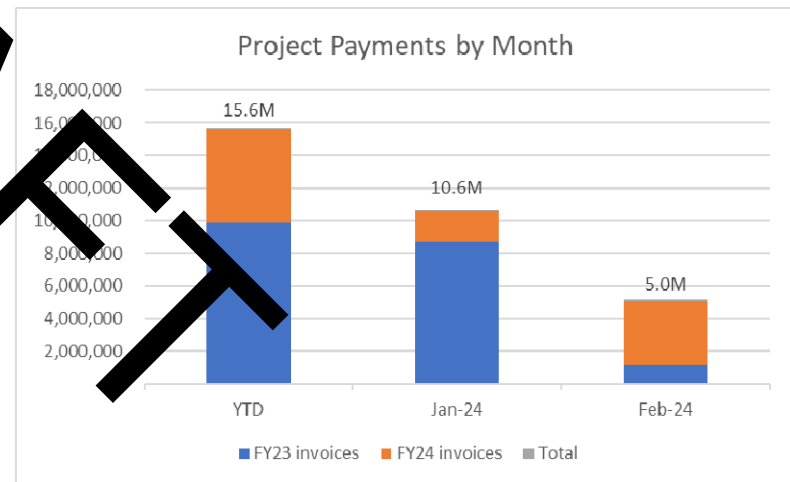
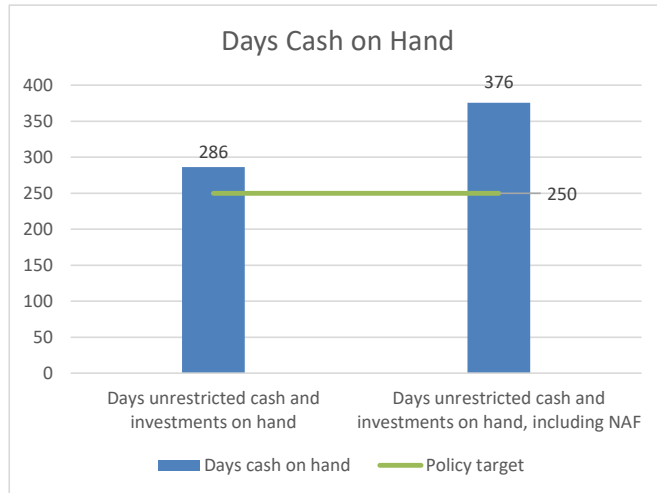
Key Operating Metrics



⁽¹⁾Percentage of revenue after operating expense to cover long term debt payments

⁽²⁾Revenue coverage for both operating and long term debt expense

YTD Project Payments



**Renewable Water Resources
NAF Classification Report**



	Subdivision		Multi-family		Individual Home		Septic to Sewer		Mixed Use		Commercial		Retail		Totals	
	FY23	FY24	FY23	FY24	FY23	FY24	FY23	FY24	FY23	FY24	FY23	FY24	FY23	FY24	FY23	FY24
January	\$ 342,500	\$ 532,500	\$ 3,750	\$ 555,000	\$ 27,500	\$ 45,000	\$ 7,500	\$ 5,000	\$ 146,250	\$ 16,333	\$ 142,500	\$ 160,000	\$ 48,450	\$ 9,000	\$ 718,450	\$ 1,322,833
February	815,000	917,500	5,000	140,000	52,500	55,000	5,000	5,000	45,000	9,024	80,000	500,000	24,300	23,400	1,026,800	1,649,924
March	745,000		3,750		33,750		5,000		10,000		37,500		18,000		853,000	-
April	866,600		686,250		63,400		5,000		33,608		25,000		6,300		1,686,158	-
May	637,500		292,500		52,500		5,000		-		215,000		20,000		1,222,500	-
June	1,050,000		200,000		50,000		2,500		583		37,500		14,400		1,354,983	-
July	1,005,000		-		17,500		5,000		-		115,000		10,800		1,153,300	-
August	845,000		3,750		37,500		5,000		-		67,500		24,900		983,650	-
September	677,500		20,000		35,000		5,000		13,967		30,000		593,400		1,374,867	-
October	863,400		132,500		31,600		10,000		530,125		169,000		7,200		1,738,825	-
November	427,500		5,000		95,000		2,500		-		42,500		177,600		750,100	-
December	1,318,833		420,000		32,500		2,500		10,133		188,442		2,700		1,975,108	-
Totals	\$ 9,593,833	\$ 1,450,000	\$ 1,772,500	\$ 695,000	\$ 528,750	\$ 100,000	\$ 55,000	\$ 10,000	\$ 789,666	\$ 25,357	\$ 1,149,942	\$ 660,000	\$ 948,050	\$ 32,400	\$ 14,837,741	\$ 2,972,757

Easley Combined Utilities

Easley Combined Utilities

\$ 1,662,500 \$ -

Year-Over-Year Totals

Year-Over-Year Totals

\$ 16,500,241 \$ 2,972,757

Refunds

Refunds

\$ (12,500) \$ -

Receivables / Outstanding Deposits

Receivables / Outstanding Deposits

\$ -

New Account Fees per the Summary of Financial Condition

NAF per the Summary of Financial Condition

\$ 16,487,741 \$ 2,972,757

DRAFT

Sustainability Services Scorecard

		2022	2023	2024 YTD	Jan	Feb
Recruiting/Retention	Overall Turnover %	18%	15.0%	2.1%	1.0%	1.0%
	Terminations	32	28	4	2	2
	New Hires (FTE's)	29	43	7	2	5
	Headcount (full time, no commissioners)	178	186	195	193	197
	Open Positions	13	14	14	16	11
	Overtime Hours	5,808	5,636	1,371	885	486
	Manhours (Exempt and Non-Exempt) - not including OT	322,564	341,745	60,476	30,538	29,938
	Vacancy Rate	9%	9%	11%	12%	10%
Safety and Wellness	Near Misses	8	12	3	2	1
	Recordables	2	3	1	1	0
	Lost Time	1	1	-	0	0
	Vehicle Incident	14	2	3	1	2
	Potential Hazards	20	115	96	45	51
	Nurse Practitioner Visits	1,288	1,520	328	184	144
	Health Plan Savings	\$ 81,721	\$ 105,062	\$ 21,731	\$ 11,078	\$ 10,653
	Productivity Savings	\$ 130,224	\$ 125,177	\$ 20,997	\$ 10,802	\$ 10,195
	Formal Wellness Activities/Programs	16	51	7	3	4
	Impressions					21,777
Off campus/-n-the community outreach opportunities		149	20	8	12	
Tours/Visits on site		104	10	5	5	