



**Monday, July 24, 2023**  
**Board of Commissioners' Meeting**

**AGENDA**

**Renewable Water Resources**

**561 Mauldin Road**

**Greenville, SC 29607**

**Board Room**

**<https://us02web.zoom.us/j/87295842766>**

**4:00 P.M.**

---

**1. Call to Order**

1.01 Call to Order

---

**2. Welcome**

2.01 Commissioners Present

2.02 Staff Present

2.03 Introduction of Visitors Present

---

**3. Pledge of Allegiance/Prayer**

3.01 Pledge of Allegiance/Prayer

---

**4. Safety Moment**

4.01 Safety Moment by Sustainability Services Officer Davis - NO ACTION REQUIRED

---

**5. Activity Update**

5.01 Chief Executive Officer's Report - NO ACTION REQUIRED

---

**6. Report**

6.01 Report of the July 13, 2023 Board of Commissioners Centennial Ad Hoc Committee Meeting\*\*

---

**7. Consent Agenda\***

7.01 Minutes of the May 22, 2023 Board of Commissioners Centennial Ad Hoc Committee Meeting\*\*

7.02 Minutes of the June 16, 2023 Board of Commissioners Workshop\*\*

7.03 Minutes of the June 26, 2023 Board of Commissioners Administration & Finance Committee Meeting\*\*

7.04 Minutes of the June 26, 2023 Board of Commissioners Operations & Planning Committee Meeting\*\*

7.05 Minutes of the June 26, 2023 Board of Commissioners Meeting\*\*

---

**8. Administration & Finance - July 24, 2023**

8.01 Investment Summary 06-30-23 - NO ACTION REQUIRED

8.02 Summary of Financial Condition 06-30-23 - NO ACTION REQUIRED

8.03 Operating Expenses by Natural Classification 06-30-23 - NO ACTION REQUIRED

**DRAFT**

8.04 New Account Fee Classification Report - NO ACTION REQUIRED

8.05 Sustainability Services Scorecard - NO ACTION REQUIRED

---

**9. Operations & Planning - July 24, 2023**

---

9.01 Mauldin Rd. WRRF Control Building Renovation Construction Contract Award (Memo, Map, Resolution)\*\*

9.02 Huff Creek Force Main Partial Replacement Construction Contract Award (Memo, Map, Resolution)\*\*

9.03 Mauldin Road WRRF Switchgear Replacement Construction Contract Award (Memo, Map, Resolution)\*\*

---

**10. Unfinished Business**

---

10.01 Unfinished Business

---

**11. New Business**

---

11.01 New Business

---

**12. Other Business**

---

12.01 Other Business

---

**13. Executive Session**

---

13.01 Receipt of Legal Advice Regarding the Potential Settlement of Legal Claims and Separately Proposed Contractual Agreements

---

**14. Post Executive Session**

---

14.01 Action on Items in Executive Session, if applicable

---

**15. Adjournment**

---

15.01 Adjourn the Meeting

---

**16. Meeting Disclosures**

---

16.01 \*Consent Agenda: All matters listed under Consent Agenda are considered non-controversial Board action items and are approved as a set with one action. If discussion is desired on an item, it will be removed from the Consent Agenda and placed on the regular Board meeting agenda.

16.02 \*\*Following Board review and approval, this item will be made available to the public upon request based on ReWa's Public Information Policy approved May 24, 2021.

**DRAFT**



**Monday, July 24, 2023**  
**Board of Commissioners' Rate Workshop**

**AGENDA**

**Renewable Water Resources**  
**Administration Building/Board Room**  
**560 Mauldin Road**  
**Greenville, SC 29607**  
**12:00 P.M.**

**1. Call to Order**

---

1.01 Call to Order

**2. Welcome**

---

2.01 Welcome

**3. Trunk and Treatment Rates**

---

3.01 Trunk and Treatment Rates

**4. Retail Rates**

---

4.01 Retail Rates

**5. Affordability Analysis**

---

5.01 Affordability Analysis

**6. Next Steps**

---

6.01 Next Steps

**7. Adjournment**

---

7.01 Adjourn the Meeting

**8. Meeting Disclosures**

---

8.01 \*Following Board review and approval, this item will be made available to the public upon request based on ReWa's Public Information Policy approved May 23, 2011.

**DRAFT**



**Monday, July 24, 2023**  
**Operations and Planning Committee Meeting**

**AGENDA**

**Renewable Water Resources**  
**561 Mauldin Road**  
**Greenville, SC 29607**  
**Board Room**  
**2:30 P.M.**

**1. Call to Order**

---

- 1.01 Call to Order
- 1.02 Presentation: Master Planning by David Rankin

**2. Welcome**

---

- 2.01 Commissioners: Committee Chair Danny Holliday, John T. Crayford Jr., Rhyllis Henderson, Ray Overstreet, Tab Patton
- 2.02 Non-Committee Members and Staff Present
- 2.03 Recognition and Introduction of Visitors Present

**3. Mauldin Rd. WRRF Control Building Renovation Construction Contract Award**

---

- 3.01 Mauldin Rd. WRRF Control Building Renovation Construction Contract Award (Memo, Map, Resolution)\*\*

**4. Huff Creek Force Main Partial Replacement Construction Contract Award**

---

- 4.01 Huff Creek Force Main Partial Replacement Construction Contract Award (Memo, Map, Resolution)\*\*

**5. Mauldin Road WRRF Switchgear Replacement Construction Contract Award**

---

- 5.01 Mauldin Road WRRF Switchgear Replacement Construction Contract Award (Memo, Map, Resolution)\*\*

**6. New Business**

---

- 6.01 Verbal Briefing on Upcoming Projects and Items of Interest - NO ACTION REQUIRED
- 6.02 Presentation: Master Planning by David Rankin

**7. Unfinished Business**

---

- 7.01 Unfinished Business

**8. Other Business**

---

- 8.01 Other Business

**9. Meeting Disclosures**

---

- 9.01 \*\*Following Board review and approval, this item will be made available to the public upon request based on ReWa's Public Information Policy approved May 23, 2011.

**10. Adjournment**

---

- 10.01 Adjourn the Meeting

**DATE:** July 24, 2023  
**TO:** Board of Commissioners  
**FROM:** Bryan Kohart  
**CC:** Joel Jones, David Niese, Becca Bowyer  
**SUBJECT:** Mauldin Rd. WRRF Control Building  
Renovation Construction Contract Award



**BOARD OF COMMISSIONERS'  
MEMORANDUM**

The Mauldin Rd. WRRF Control Building Renovation project consists of general interior renovations as well minor exterior improvements. The work includes reconfiguration of the interior spaces, replacement of the interior finishes, new asphalt paving, HVAC screening, and new storefront windows at select locations.

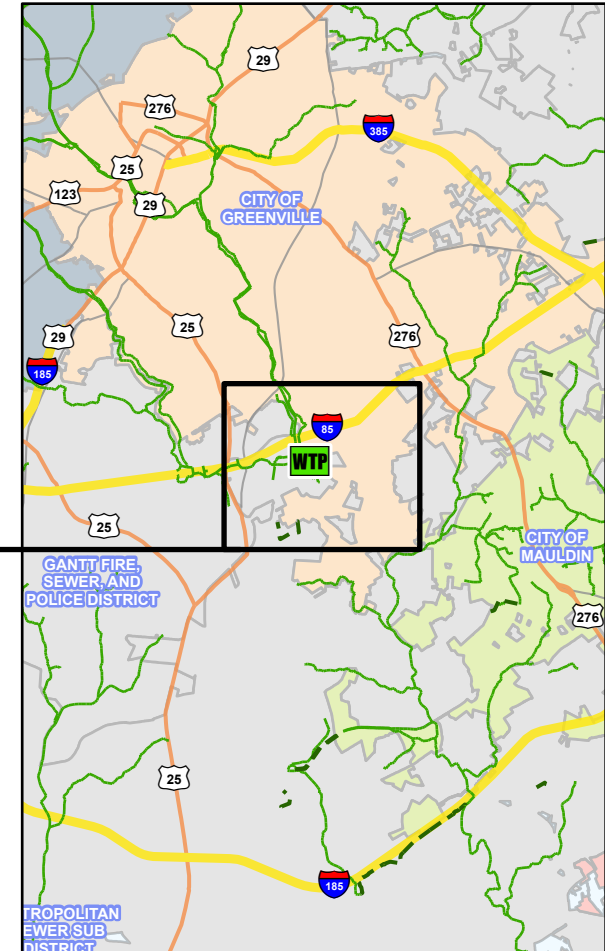
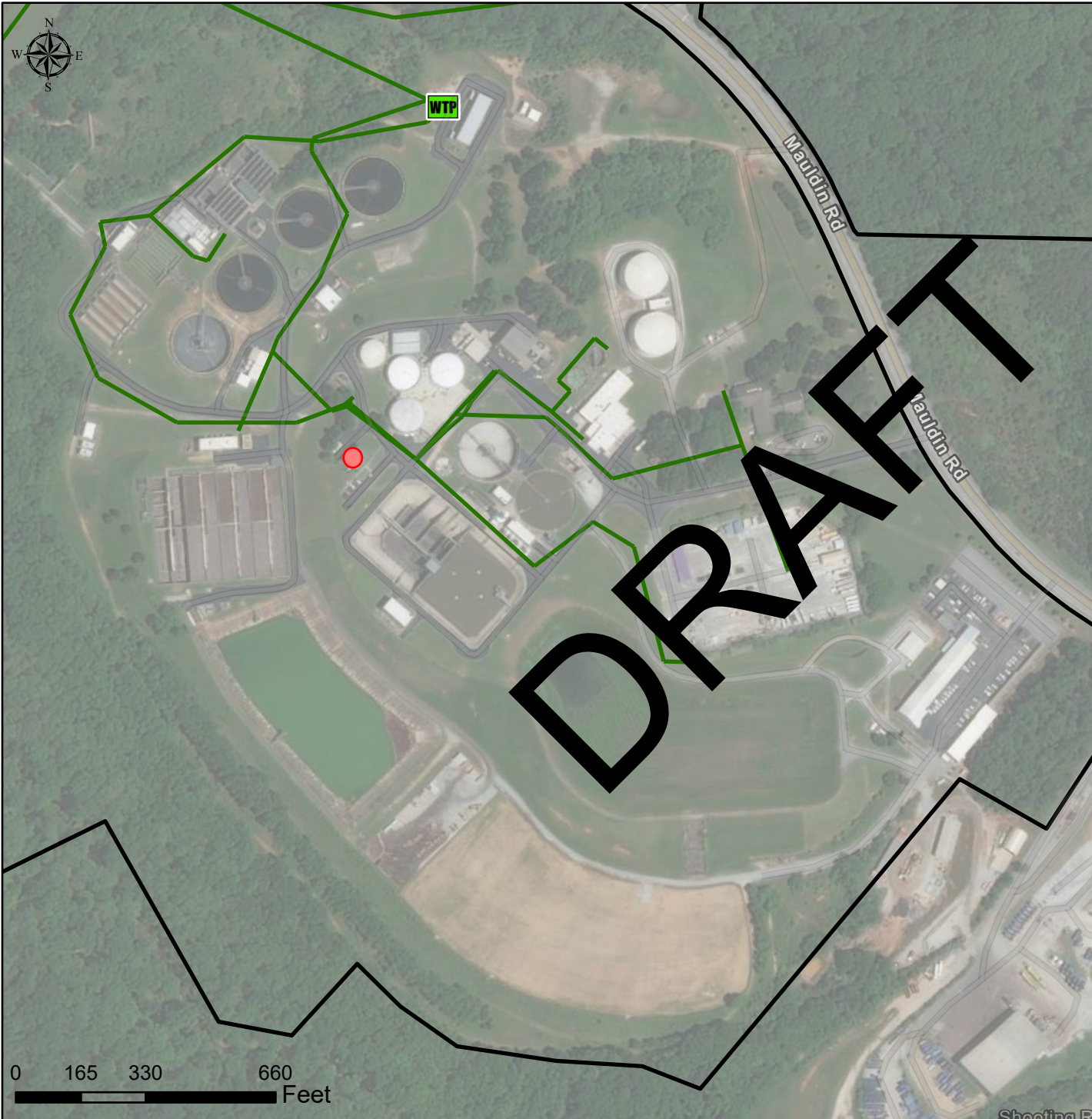
<b>Project Information</b>			
Project Name	Mauldin Rd. WRRF Control Building Renovation		
Project Number	PA50		
<b>Estimated Costs</b>			
Engineer	GMA		
Engineer's Construction Estimate	\$416,012		
ReWa's Construction Budget	\$403,000		
<b>Bid Information</b>			
Bid Submittal Deadline	June 30, 2023		
Contracting/Selection Method	Construction IDC		
<b>Bidders and Bids</b>			
	<i>Contractor</i>	<i>Location</i>	<i>Bid</i>
<input checked="" type="checkbox"/> *	Reeves Young	Sugar Hill, GA	\$1,040,000
<input type="checkbox"/>	Harper Corporation	Greenville, SC	\$1,065,000
<input type="checkbox"/>	Cely Construction	Greenville, SC	\$1,071,721

\*Lowest responsive and responsible bidder.

Staff recommends the Board award the Mauldin Rd. WRRF Control Building Renovation contract to Reeves Young and authorize the Chief Executive Officer to execute the contract in the amount not to exceed \$1,040,000 plus up to \$100,000 in future contract amendments through an Owner-controlled contingency.

# Mauldin Road WRRF

## Control Building Renovation



- Project Location
- WTP ReWa WRRF
- PS ReWa Pump Station
- ReWa Gravity Main
- - - ReWa Force Main
- ▭ ReWa WRRF Boundary

This map is a product of ReWa. The accuracy and completeness of the lines and boundaries displayed on this map are believed to be accurate. ReWa expressly disclaims any responsibility or liability for this map.

**BOARD OF COMMISSIONERS'  
RESOLUTION**



Mauldin Rd. WRRF Control Building Renovation  
Construction Award

WHEREAS, the Mauldin Rd. WRRF Control Building Renovation project consists of reconfiguration of the interior spaces, replacement of the interior finishes, new asphalt paving, HVAC screening, and new storefront windows at select locations;

NOW, THEREFORE, BE IT RESOLVED that Renewable Water Resources does hereby award this work to Reeves Young for a cost not to exceed \$1,040,000 and that the Chief Executive Officer and/or his designee is hereby authorized to execute the initial contract plus up to \$100,000 in future contract amendments on behalf of ReWa, conditioned upon and subject to the following:

1. The Contractor's Acceptance.
2. The Contractor's compliance with the terms and conditions set forth in the Notice of Award.

The above Resolution, upon motion duly made, was passed and approved by the Board of Commissioners of Renewable Water Resources at a regular meeting held on the 24<sup>th</sup> day of July 2023.

**DRAFT**

\_\_\_\_\_  
R. L. FOGLEMAN, JR., CHAIRMAN

ATTEST:

\_\_\_\_\_  
CLINTON J. THOMPSON, SECRETARY/TREASURER

**DATE:** July 24, 2023  
**TO:** Board of Commissioners  
**FROM:** Tyler Harris  
**CC:** Joel Jones, David Niese, Becca Bowyer  
**SUBJECT:** Huff Creek Force Main Partial Replacement  
 Construction Contract Award



**BOARD OF COMMISSIONERS'  
 MEMORANDUM**

The Huff Creek Force Main is a 16" PVC force main that has experienced numerous breaks since it's installation in 2004. ReWa replaced several problematic sections with DIP in 2011. Since 2020, ReWa has experienced four breaks on a portion of the main that was not replaced with DIP yet. Staff has negotiated a CMAR construction contract with Garney Companies, Inc. to replace this 2300 LF section with DIP.

<b>Project Information</b>			
Project Name	Huff Creek Force Main Partial Replacement Construction Contract Award		
Project Number	PRJ-00055		
<b>Estimated Costs</b>			
Engineer	KCI		
Engineer's Construction Estimate	\$1,060,050		
ReWa's Construction Budget	\$1,500,000		
<b>Bid Information</b>			
Bid Submittal Deadline	June 30, 2023		
Contracting/Selection Method	CMAR RFP Selection		
<b>Bidders and Bids</b>			
	<i>Contractor</i>	<i>Location</i>	<i>Bid</i>
<input checked="" type="checkbox"/> *	Garney Companies, Inc.	Kansas City, MO	\$1,120,392

\*Lowest responsive and responsible bidder.

Staff recommends the Board award the Huff Creek Force Main Partial Replacement Construction Contract Award to Garney Companies, Inc. and authorize the Chief Executive Officer to execute the contract in the amount not to exceed \$1,120,392.

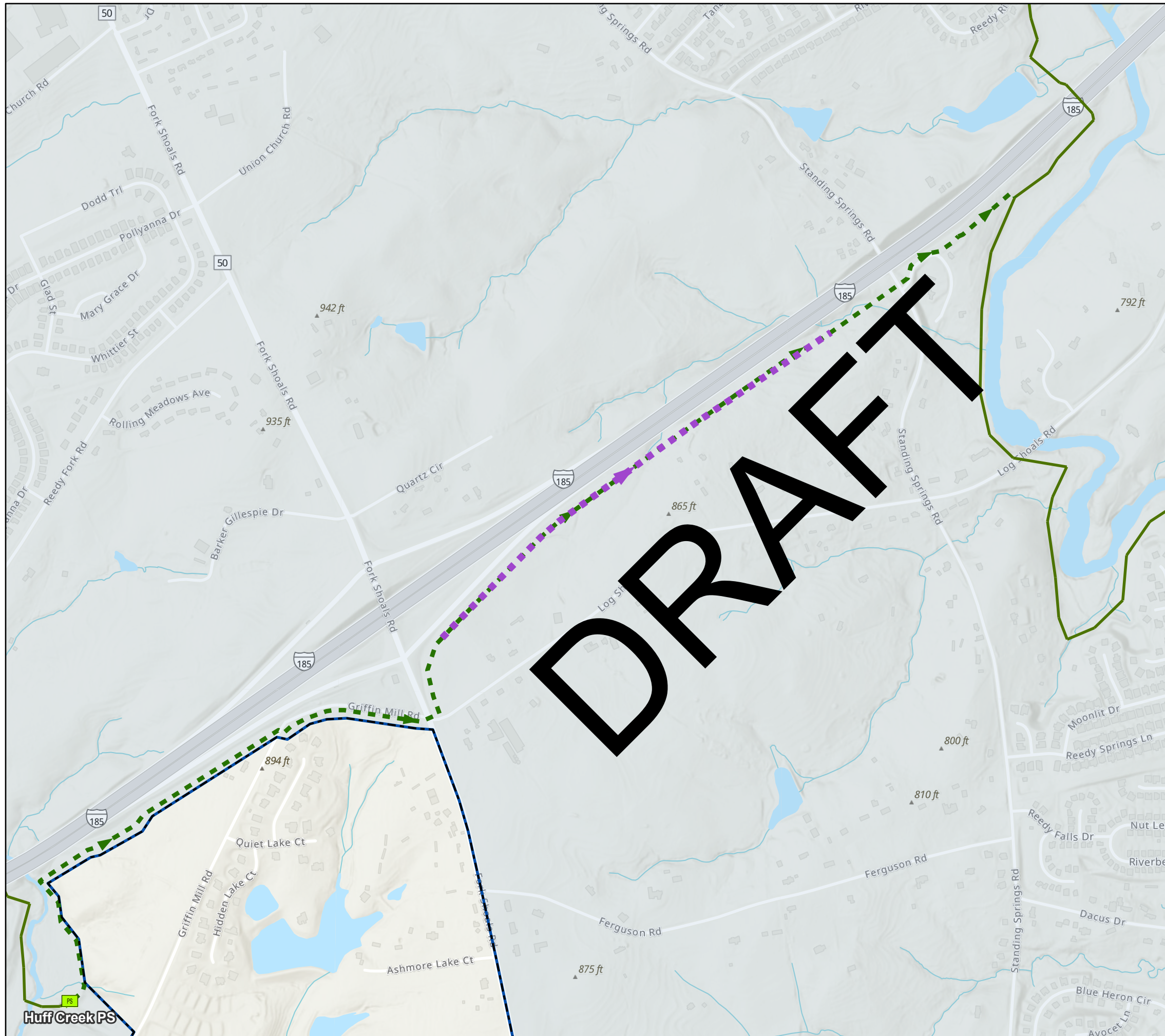
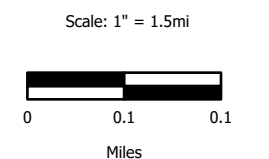
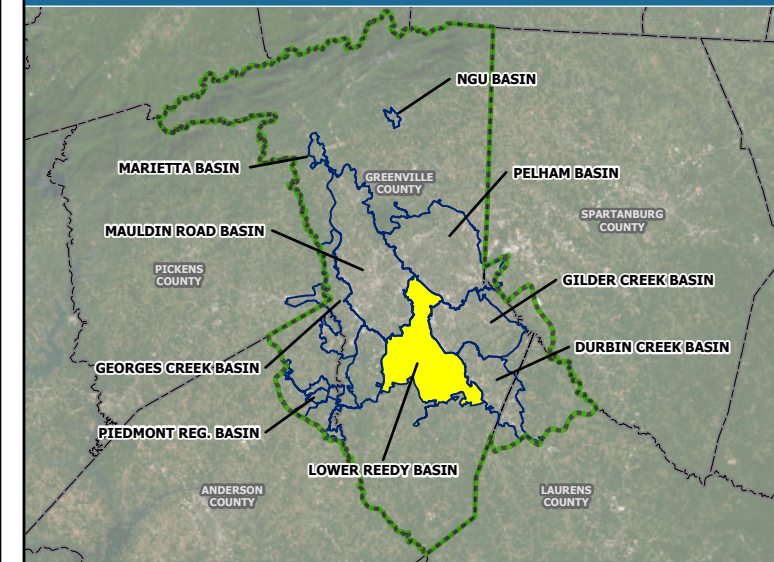


# Huff Creek Partial FM Replacement Lower Reedy WRRF Basin

## Legend

- ReWa WRRF Basin
- ReWa Pump Station
- ReWa Force Main
- ReWa Gravity Main
- Planning Force Main
- Planning Gravity Main

## Key Map



Huff Creek PS

**BOARD OF COMMISSIONERS'  
RESOLUTION**



HUFF CREEK FORCE MAIN PARTIAL REPLACEMENT  
CONSTRUCTION CONTRACT AWARD

WHEREAS, the Huff Creek Force Main Partial Replacement Project consists of the replacement of approximately 2300 LF of force main;

NOW, THEREFORE, BE IT RESOLVED that Renewable Water Resources does hereby award this work to Garney Companies, Inc. for a cost not to exceed \$1,120,392 and that the Chief Executive Officer and/or his designee is hereby authorized to execute the contract on behalf of ReWa, conditioned upon and subject to the following:

1. The Contractor's Acceptance.
2. The Contractor's compliance with the terms and conditions set forth in the Notice of Award.

The above Resolution, upon motion duly made, was passed and approved by the Board of Commissioners of Renewable Water Resources at a regular meeting held on the 24<sup>th</sup> day of July 2023.

**DRAFT**

\_\_\_\_\_  
R. L. FOGLEMAN, JR., CHAIRMAN

ATTEST:

\_\_\_\_\_  
CLINTON J. THOMPSON, SECRETARY/TREASURER

**DATE:** July 24, 2023  
**TO:** Board of Commissioners  
**FROM:** Brianna Wallace  
**CC:** Joel Jones, David Niese, Becca Bowyer  
**SUBJECT:** Mauldin Road WRRF Switchgear Replacement Construction Contract Award



**BOARD OF COMMISSIONERS' MEMORANDUM**

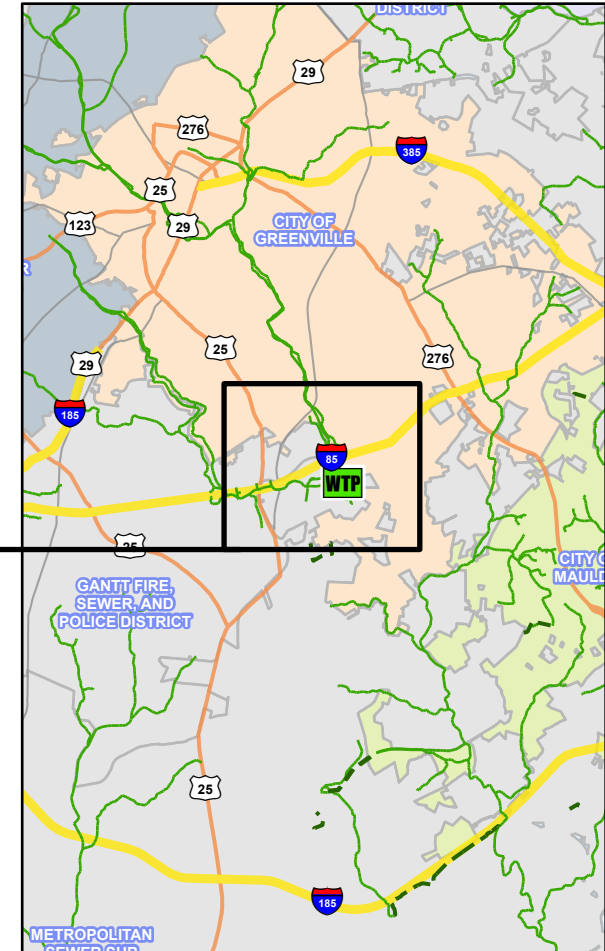
Due to downstream electrical improvements, the existing Mauldin Road WRRF main electrical switchgear, installed in the 1960s, is no longer necessary. Furthermore, it has reached the end of its useful life. The existing switchgear will be removed in its entirety and replaced with new switchgear contained in a walk-in enclosure in the vicinity of the existing switchgear with access elevated above the 500-year flood event. Staff recommends commencing with construction of the switchgear replacement.







<b>Project Information</b>			
Project Name	Mauldin Road WRRF Switchgear Replacement		
Project Number	PA44		
<b>Estimated Costs</b>			
Engineer	Hazen and Sawyer		
Engineer's Total Estimate	\$2,480,000		
ReWa's Total Budget	\$3,100,000		
<b>Bid Information</b>			
Bid Submittal Deadline	July 6, 2023		
Contracting/Selection Method	Construction IDC		
<b>Bidders and Bids</b>			
	<i>Contractor</i>	<i>Location</i>	<i>Bid</i>
<input checked="" type="checkbox"/>	Gregory Electric Company, Inc.	Columbia, SC	\$3,289,267.24

\*Lowest responsive and responsible bidder.

Staff recommends the Board award the Mauldin Road WRRF Switchgear Replacement contract to Gregory Electric Company, Inc. and authorize the Chief Executive Officer to execute the contract in the amount not to exceed \$3,289,267.24 plus up to \$160,000 in future contract amendments through an Owner-controlled contingency.

# Mauldin Road WRRF Switchgear Replacement



-  Project Location
-  ReWa WRRF
-  ReWa Pump Station
-  ReWa Gravity Main
-  ReWa Force Main
-  ReWa WRRF Boundary

This map is a product of ReWa. The accuracy and completeness of the lines and boundaries displayed on this map are believed to be accurate. ReWa expressly disclaims any responsibility or liability for this map.

**BOARD OF COMMISSIONERS'  
RESOLUTION**



Mauldin Road WRRF Switchgear Replacement  
Construction Contract Award

WHEREAS, the Mauldin Road WRRF Switchgear Replacement consists of removing the existing switchgear in its entirety and replacing it with new switchgear contained in a walk-in enclosure with access elevated above the 500-year flood event;

NOW, THEREFORE, BE IT RESOLVED that Renewable Water Resources does hereby award this work to Gregory Electric Company Inc. for a cost not to exceed \$3,289,267.24 and that the Chief Executive Officer and/or his designee is hereby authorized to execute the contract plus up to \$160,000 in future contract amendments on behalf of ReWa, conditioned upon and subject to the following:

1. The Contractor's Acceptance.
2. The Contractor's compliance with the terms and conditions set forth in the Notice of Award.

The above Resolution, upon motion duly made, was passed and approved by the Board of Commissioners of Renewable Water Resources at a regular meeting held on the 24<sup>th</sup> day of July 2023.

**DRAFT**

\_\_\_\_\_  
R. L. FOGLEMAN, JR., CHAIRMAN

ATTEST:

\_\_\_\_\_  
CLINTON J. THOMPSON, SECRETARY/TREASURER



**Monday, July 24, 2023**  
**Administration and Finance Committee Meeting**

**AGENDA**  
**Renewable Water Resources**  
**561 Mauldin Road**  
**Greenville, SC 29607**  
**Board Room**  
**3:15 PM**

---

**1. Call to Order**

1.01 Meeting Called to Order

---

**2. Welcome**

2.01 Committee Members: Committee Chair Tom Coker, Clint Thompson, Emily K. Dunoberts, & George Fletcher

2.02 Non-Committee Members and Staff

2.03 Recognition and Introduction of Visitors Present

---

**3. Investment Summary**

3.01 Investment Summary 06-30-23 - NO ACTION REQUIRED

---

**4. Summary of Financial Condition**

4.01 Summary of Financial Condition 06-30-23 - NO ACTION REQUIRED

---

**5. Operating Expenses by Natural Classification**

5.01 Operating Expenses by Natural Classification 06-30-23 - NO ACTION REQUIRED

---

**6. New Account Fee Classification Report**

6.01 New Account Fee Classification Report - NO ACTION REQUIRED

---

**7. Sustainability Services Scorecard**

7.01 Sustainability Services Scorecard - NO ACTION REQUIRED

---

**8. New Business**

8.01 New Business

---

**9. Unfinished Business**

9.01 Unfinished Business

---

**10. Other Business**

10.01 Other Business

---

**11. Adjournment**

11.01 Adjourn the meeting

---

**12. Meeting Disclosures**

12.01 \*\*Following Board review and approval, this item will be made available to the public upon request based on ReWa's Public Information Policy approved May 23, 2011.

**Renewable Water Resources  
Cash and Investment Summary  
June 30, 2023**

	<b>Interest Rate</b>	<b>Balance May 31, 2023</b>	<b>Balance June 30, 2023</b>	<b>Period Change</b>
<b>Cash and investments by institution</b>				
U.S. Bank debt service fund <sup>1</sup>	0.001%	\$ 11,772,923	\$ 14,397,210	\$ 2,624,287
Southern First Bank MM	5.100%	29,649,381	29,767,979	118,598
Southern First Bank MM NAF	5.100%	615,420	617,753	2,327
UBS Financial Services	1.850%	6,682,020	6,682,060	(460)
UBS Financial Services NAF	0.788%	12,134,362	12,134,320	(10,040)
MBS-Multi Bank Securities	1.270%	1,442,362	1,446,218	3,856
SC Local Government Investment Pool NAF	5.352%	1,006,932	1,011,362	4,430
SC Local Government Investment Pool	5.352%	105,086	105,548	462
Truist checking	0.350%	13,357,017	13,357,017	6,172,254
Truist new account fee	0.050%	504,049	504,049	1,003
Truist Peters Creek	0.050%	76,730	76,886	156
Petty cash	n/a	3,253	2,720	(533)
<b>Total funds</b>		<b>\$ 71,186,782</b>	<b>\$ 80,103,122</b>	<b>\$ 8,916,340</b>
<b>Less: Restricted funds</b>				
U.S. Bank debt service fund <sup>1</sup>		\$ 11,772,923	\$ 14,397,210	\$ 2,624,287
Bond covenant: operations & maintenance		4,195,780	4,195,780	-
<b>Total restricted funds</b>		<b>15,968,703</b>	<b>18,592,990</b>	<b>2,624,287</b>
<b>Total unrestricted funds<sup>3</sup></b>		<b>55,218,079</b>	<b>61,510,132</b>	<b>6,292,053</b>
<b>Less: Committed and assigned funds</b>				
Committed: new account fee <sup>4</sup>		10,981,424	8,902,896	(2,078,528)
Assigned: emergency <sup>5</sup>		2,083,111	2,083,111	-
<b>Total committed and assigned funds</b>		<b>13,064,535</b>	<b>10,986,007</b>	<b>(2,078,528)</b>
<b>Total available funds</b>		<b>\$ 42,153,544</b>	<b>\$ 50,524,125</b>	<b>\$ 8,370,581</b>

<sup>1</sup> Funds held in trust for upcoming principal and interest payments in accordance with section 4.08 of the series resolution adopted December 6, 2004.

<sup>2</sup> Funds restricted for operating & maintenance expenses in accordance with the bond resolution adopted June 14, 2010.

<sup>3</sup> Unrestricted funds are generally available and not legally restricted. While unrestricted cash reserves are generally available, it is ReWa's policy to maintain the following liquidity target:

- 250 days of cash on hand: unrestricted cash and investments divided by total operating expenses before depreciation, expressed in number of days.

<sup>4</sup> Monies received from new account fees committed to fund capacity increases.

<sup>5</sup> Monies assigned for emergency expenditures.

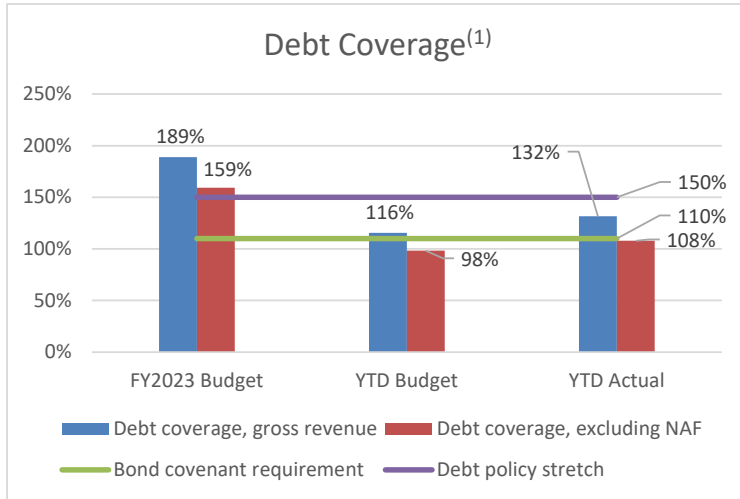
**DRAFT**



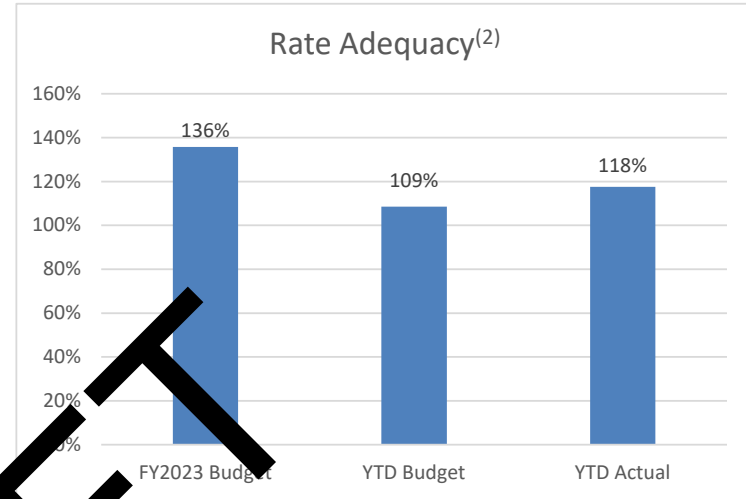
**Renewable Water Resources  
Summary of Financial Condition  
January 1, 2023 - June 30, 2023**

	<u>FY 2023 Budget</u>	<u>YTD Budget</u>	<u>YTD Actual</u>	<u>Favorable (Unfavorable) USD</u>	<u>Favorable (Unfavorable) %</u>
<b>Revenue</b>					
Domestic and commercial	\$ 94,647,970	\$ 47,323,985	\$ 48,671,111	\$ 1,347,126	3%
Industrial	8,557,600	4,278,800	4,032,056	(246,744)	(6%)
New account fee (NAF)	10,000,000	5,000,000	6,861,891	1,861,891	37%
Septic haulers and other	760,000	380,000	348,173	(31,827)	(8%)
Unrestricted investment revenue	250,000	125,000	813,113	688,113	550%
Investment fair value adjustment	-	-	205,442	205,442	(100%)
Miscellaneous revenue	190,000	97,000	297,090	172,090	181%
<b>Gross revenue</b>	<b>\$ 114,405,570</b>	<b>\$ 57,208,785</b>	<b>\$ 61,198,876</b>	<b>\$ 3,996,091</b>	<b>7%</b>
<b>Expense</b>					
<b>Administration</b>					
Administrative finance	\$ 11,701,655	\$ 4,924,111	\$ 5,005,337	\$ (31,220)	(1%)
Business services	3,105,855	1,572,745	1,592,917	(20,172)	(1%)
Human resources	3,737,725	200,212	1,101,958	98,254	8%
Information technology	3,044,398	2,019,163	1,837,641	181,522	9%
<b>Technical operations</b>					
Collections & maintenance	3,176,621	3,227,832	3,026,151	201,681	6%
Engineering	88,361	434,007	519,208	(85,201)	(20%)
Regulatory services	7,321,075	3,662,447	3,348,730	313,717	9%
Water resource recovery facilities	13,428,970	6,737,979	6,699,981	37,998	1%
Total O&M departmental expense	23,214,961	23,828,502	23,131,923	696,579	3%
Debt service	33,919,657	28,880,962	28,948,138	(67,176)	(0%)
<b>Total operational expense &amp; debt</b>	<b>\$ 84,269,018</b>	<b>\$ 52,709,464</b>	<b>\$ 52,080,061</b>	<b>\$ 629,403</b>	<b>1%</b>
<b>Contribution to capital</b>			<b>\$ 9,118,815</b>		

## Key Operating Metrics

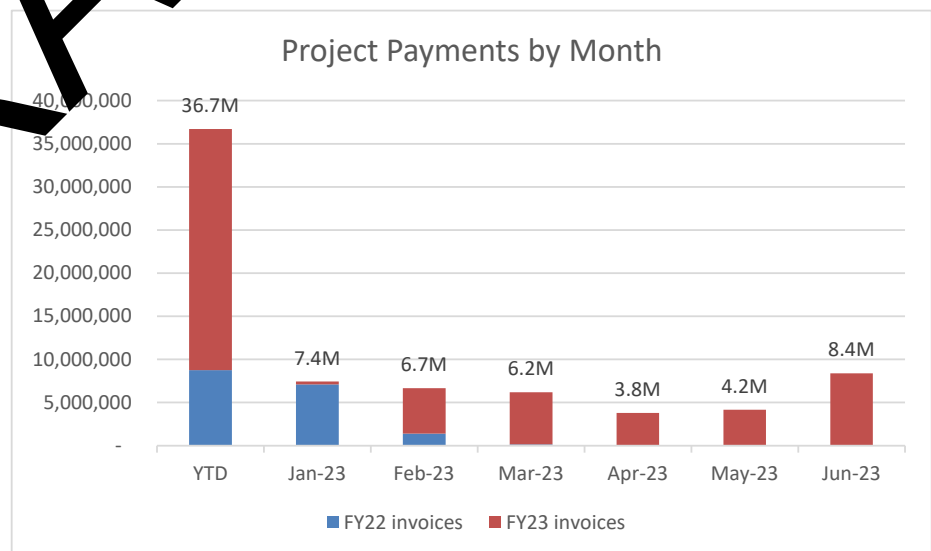
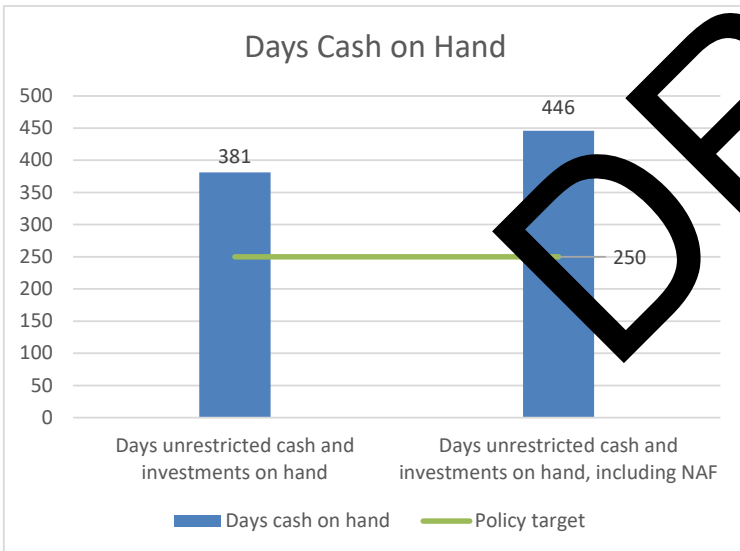


<sup>(1)</sup> Percentage of revenue after operating expense to cover long term debt payments



<sup>(2)</sup> Revenue coverage for both operating and long term debt expense

## YTD Project Payments



**Renewable Water Resources**  
**Operating Expenses by Natural Classification**  
**January 1, 2023 - June 30, 2023**

Operating Expenses	2023 Budget	June 2023 YTD Budget	June 2023 YTD Actual	(Favorable)/Unfavorable \$ Variance	% Variance
<b>Employee related expenses</b>					
Salaries	\$ 15,012,905	\$ 7,408,262	\$ 7,026,486	\$ (381,776)	(5.2%)
Payroll taxes	1,133,138	564,195	517,565	(46,630)	(8.3%)
Insurance	1,843,195	907,467	882,334	(25,133)	(2.8%)
OPEB	1,700,000	402,000	393,897	(8,103)	(2.0%)
Retirement	2,678,836	1,284,295	1,207,867	(76,428)	(6.0%)
Uniforms	128,387	69,677	48,591	(21,086)	(30.3%)
Workers' compensation insurance	212,869	-	56	56	-
Unemployment	5,000	2,500	-	(2,500)	(100.0%)
Employee wellness	245,704	122,852	112,541	(10,311)	(8.4%)
<b>Utilities</b>					
Utilities	4,677,888	2,318,724	1,163,588	(155,136)	(6.7%)
Telephones and communications	342,506	171,253	151,354	(19,899)	(11.6%)
<b>Contracted Services</b>					
Customer service & billing	3,580,223	1,788,118	1,747,895	(40,223)	(2.2%)
Contracted services	5,275,349	2,891,622	2,669,842	(121,790)	(4.2%)
Solids disposal	3,107,138	1,559,609	1,449,359	(111,210)	(7.2%)
<b>Materials, supplies, and maintenance</b>					
R&M equipment	1,296,551	667,775	504,236	(163,539)	(24.5%)
R&M building and grounds	493,659	25,930	281,414	15,475	5.8%
R&M electrical	448,162	229,710	351,725	122,905	53.7%
Laboratory equipment and supplies	128,175	68,718	61,757	(7,005)	(10.2%)
Vehicle supplies	170,010	87,518	79,435	(8,083)	(9.2%)
Office and cleaning supplies	236,080	114,419	100,853	1,734	1.7%
Equipment supplies	44,420	24,200	2,094	(22,146)	(91.4%)
Gasoline	100,260	75,128	130,485	55,357	73.7%
Fuel oil	189,100	89,925	84,573	(5,352)	(6.0%)
Tools	2,650	15,975	15,903	(72)	(0.5%)
<b>Chemicals</b>					
Chemicals	1,333,167	1,227,877	1,582,376	354,499	28.9%
<b>Administration and other</b>					
General insurance	14,676	643,297	721,138	77,841	12.1%
Contingency	2,000,000	-	-	-	-
Legal	300,000	150,000	185,233	35,233	23.5%
Public relations	481,000	240,750	291,869	51,119	21.2%
Bad debt	300,000	-	(78,363)	(78,363)	(100.0%)
Administrative expenses	496,775	134,935	121,156	(13,779)	(10.2%)
<b>Training, professional &amp; travel</b>					
Travel	162,616	83,052	71,848	(11,204)	(13.5%)
Employee professional expenses	436,914	240,846	159,816	(81,030)	(33.6%)
<b>Total Operating Expenses</b>	<b>\$ 50,349,361</b>	<b>\$ 23,828,502</b>	<b>\$ 23,131,923</b>	<b>\$ (696,579)</b>	<b>(2.9%)</b>

**Renewable Water Resources  
NAF Classification Report**



	Subdivision		Multi-family		Individual Home		Septic to Sewer		Mixed Use		Commercial		Retail		Totals	
	FY22	FY23	FY22	FY23	FY22	FY23	FY22	FY23	FY22	FY23	FY22	FY23	FY22	FY23	FY22	FY23
January	\$ 257,500	\$ 342,500	\$ -	\$ 3,750	\$ 20,000	\$ 27,500	\$ -	\$ 7,500	\$ 5,667	\$ 146,250	\$ 72,500	\$ 142,500	\$ -	\$ 48,450	\$ 355,667	\$ 718,450
February	792,500	815,000	537,500	5,000	50,000	52,500	-	5,000	1,108	45,000	67,500	80,000	-	24,300	1,448,608	1,026,800
March	1,340,000	745,000	-	3,750	65,000	33,750	7,500	5,000	286,600	10,000	97,500	37,500	2,700	18,000	1,799,300	853,000
April	715,000	866,600	-	686,250	77,500	63,400	7,500	5,000	172,658	33,608	102,500	25,000	-	6,300	1,075,158	1,686,158
May	540,000	637,500	20,000	292,500	70,000	52,500	5,000	5,000	419,692	-	175,000	215,000	333,600	20,000	1,563,292	1,222,500
June	718,750	1,050,000	422,217	200,000	95,000	50,000	2,500	2,500	1,425	583	105,000	37,500	62,500	14,400	1,407,392	1,354,983
July	422,500		1,250		67,500		-		-		340,000		4,700		835,950	-
August	382,500		890,000		37,500		5,000		9,900		35,000		-		1,359,900	-
September	617,500		23,750		80,000		5,000		-		75,000		126,600		927,850	-
October	524,500		16,875		81,875		7,500		8,934		77,500		14,700		731,884	-
November	507,500		6,875		45,000		2,500				50,000		9,000		620,875	-
December	957,500		7,500		75,000		2,500		1,147		115,000		6,300		1,175,247	-
<b>Totals</b>	<b>\$ 7,775,750</b>	<b>\$ 4,456,600</b>	<b>\$ 1,925,967</b>	<b>\$ 1,191,250</b>	<b>\$ 764,375</b>	<b>\$ 279,650</b>	<b>\$ 45,000</b>	<b>\$ 30,000</b>	<b>\$ 17,430</b>	<b>\$ 185,441</b>	<b>\$ 1,312,500</b>	<b>\$ 537,500</b>	<b>\$ 560,100</b>	<b>\$ 131,450</b>	<b>\$ 13,301,122</b>	<b>\$ 6,861,891</b>
Refunds															\$ (15,008)	
Receivables / Outstanding Deposits															\$ 2,500	
<b>New Account Fees per the Summary of Financial Condition</b>															<b>\$ 13,288,614</b>	<b>\$ 6,861,891</b>

DRAFT

# Sustainability Services Scorecard

		2022	2023 YTD	Jan	Feb	Mar	Apr	May	Jun
Recruiting/Retention	Overall Turnover %	18%	4.4%	0.6%	0.0%	1.1%	0.5%	1.1%	1.1%
	Terminations	32	8	1	0	2	1	2	2
	New Hires (FTE's)	29	20	3	2	2	4	8	1
	Headcount (full time, no commissioners)	178	184	180	180	181	183	188	190
	Open Positions	13	14	14	15	16	14	10	12
	Overtime Hours	5,808	2,795	595	345	545	597	260	451
	Manhours (Exempt and Non-Exempt ) - not including OT	322,564	157,673	25,455	26,101	29,442	27,806	29,283	29,588
	Vacancy Rate	9%	10%	12%	12%	11%	10%	8%	7%
Safety and Wellness	Near Misses	3	1	0	0	0	0	1	0
	Recordables	2	-	0	0	0	0	0	0
	Lost Time	1	-	0	0	0	0	0	0
	Vehicle Incident	14	13	1	3	5	1	0	3
	Potential Hazards	20	40	3	3	0	1	13	20
	Nurse Practitioner Visits	1,288	654	135	117	115	111	95	81
	Health Plan Savings	\$ 81,721	\$ 52,833	\$ 14,803	\$ 12,514	\$ 6,289	\$ 8,030	\$ 6,542	\$ 4,655
	Productivity Savings	\$ 130,224	\$ 66,020	\$ 13,628	\$ 11,811	\$ 11,609	\$ 11,205	\$ 9,590	\$ 8,177
Formal Wellness Activities/Programs	16	27	2	4	6	5	5	5	
Communi-cations	Social Media Followers (FB, IG, LI, twitter)		3,252	3,086	3,145	3,242	3,289	3,355	3,392
	Off campus/-n-the community outreach opportunities		46	2	3	9	5	15	12
	Tours/Visits on site		43	1	3	6	5	11	17