



Monday, June 26, 2023
Board of Commissioners' Meeting

AGENDA

Renewable Water Resources

561 Mauldin Road

Greenville, SC 29607

Board Room

<https://us02web.zoom.us/j/87295842766>

4:00 P.M.

1. Call to Order

1.01 Call to Order

2. Welcome

2.01 Commissioners Present

2.02 Staff Present

2.03 Introduction of Visitors Present

3. Pledge of Allegiance/Prayer

3.01 Pledge of Allegiance/Prayer

4. Presentation

4.01 Presentation of the Government Finance Officers Association (GFOA) Certificate of Achievement for Excellence in Financial Reporting for the Annual Comprehensive Financial Report for the Fiscal Year Ended December 31, 2021 presented to the Finance Team by Chairman Fogleman

4.02 Presentation of the Government Finance Officers Association (GFOA) Award for Outstanding Achievement in Popular Annual Financial Reporting for the Fiscal Year Ended December 31, 2021 presented to the Communications Team by Chairman Fogleman

5. Safety Moment

5.01 Safety Moment by Sustainability Services Officer Davis - NO ACTION REQUIRED

6. Activity Update

6.01 Chief Executive Officer's Report - NO ACTION REQUIRED

7. Report

7.01 Report of the May 22, 2023 Board of Commissioners Centennial Ad Hoc Committee Meeting

8. Consent Agenda*

8.01 Minutes of the May 22, 2023 Board of Commissioners Administration & Finance Committee Meeting**

8.02 Minutes of the May 22, 2023 Board of Commissioners Operations & Planning Committee Meeting**

8.03 Minutes of the May 22, 2023 Board of Commissioners Meeting**

8.04 Minutes of the June 16, 2023 Board of Commissioners Workshop Meeting**

9. Administration & Finance - June 26, 2023

- 9.01 Investment Summary 05-31-23 - NO ACTION REQUIRED
- 9.02 Summary of Financial Condition 05-31-23 - NO ACTION REQUIRED
- 9.03 New Account Fee Classification Report - NO ACTION REQUIRED
- 9.04 Sustainability Services Scorecard - NO ACTION REQUIRED

10. Operations & Planning - June 26, 2023

- 10.01 2023 Flow Monitoring Services Contract Award (Memo, Map, Resolution)**
- 10.02 Towns of Pelzer and West Pelzer Sewer Improvements Engineering Services Contract Award (Memo, Map, Resolution)**
- 10.03 Saluda #4 Pump Station Elimination Construction Contract Amendment No. 1 (Memo, Map, Resolution)**
- 10.04 Conestee Pump Station and Force Main Design Services Contract Amendment (Memo, Map, Resolution)**

11. Unfinished Business

- 11.01 Unfinished Business

12. New Business

- 12.01 New Business

13. Other Business

- 13.01 Other Business

14. Executive Session

- 14.01 Receipt of Legal Advice Regarding the Potential Settlement of Legal Claims and Separately Proposed Contractual Agreements

15. Post Executive Session

- 15.01 Action on Items in Executive Session, if applicable

16. Adjournment

- 16.01 Adjourn the Meeting

17. Meeting Disclosures

17.01 *Consent Agenda: All matters listed under Consent Agenda are considered non-controversial Board action items and are approved as a set with one action. If discussion is desired on an item, it will be removed from the Consent Agenda and placed on the regular Board meeting agenda.

17.02 **Following Board review and approval, this item will be made available to the public upon request based on ReWa's Public Information Policy approved May 23, 2011.



Monday, June 26, 2023
Operations and Planning Committee Meeting

AGENDA

Renewable Water Resources
561 Mauldin Road
Greenville, SC 29607
Board Room
2:30 P.M.

1. Call to Order

1.01 Call to Order

2. Welcome

- 2.01 Commissioners: Committee Chair Danny Holliday, John T. Crawford Jr., Phyllis Henderson, Ray Overstreet, Tab Patton
- 2.02 Non-Committee Members and Staff Present
- 2.03 Recognition and Introduction of Visitors Present

3. 2023 Flow Monitoring Services Contract Award

3.01 2023 Flow Monitoring Services Contract Award (Memo, Map, Resolution)**

4. Towns of Pelzer and West Pelzer Sewer Improvements Engineering Services Contract Award

4.01 Towns of Pelzer and West Pelzer Sewer Improvements Engineering Services Contract Award (Memo, Map, Resolution)**

5. Saluda #4 Pump Station Elimination Construction Contract Amendment No. 1

5.01 Saluda #4 Pump Station Elimination Construction Contract Amendment No. 1 (Memo, Map, Resolution)**

6. Conestee Pump Station and Force Main Design Services Contract Amendment

6.01 Conestee Pump Station and Force Main Design Services Contract Amendment (Memo, Map, Resolution)**

7. New Business

- 7.01 Verbal Briefing on Upcoming Projects and Items of Interest - NO ACTION REQUIRED
- 7.02 Presentation: Water Resource Recovery Facility - Process Improvements by Bryan Kohart

8. Unfinished Business

8.01 Unfinished Business

9. Other Business

9.01 Other Business

10. Meeting Disclosures

10.01 **Following Board review and approval, this item will be made available to the public upon request based on ReWa's Public Information Policy approved May 23, 2011.

11. Adjournment

11.01 Adjourn the Meeting

DATE: June 26, 2023
TO: Board of Commissioners
FROM: Dillon Thompson
CC: Joel Jones, David Niese, Becca Bowyer
SUBJECT: 2023 Flow Monitoring Services Contract Award



**BOARD OF COMMISSIONERS'
MEMORANDUM**

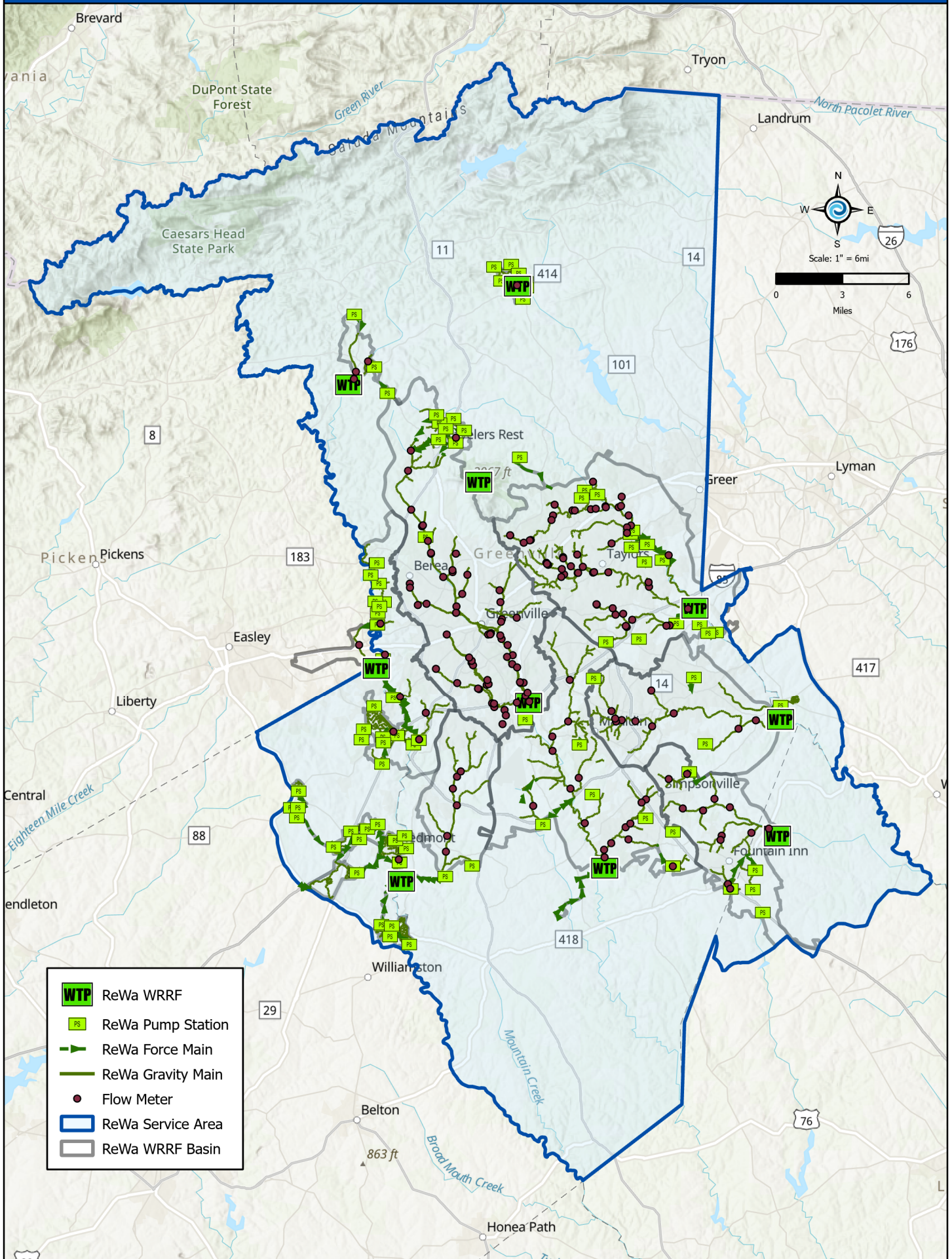
As part of the IDC contract awarded to CHA Companies for flow monitoring services, Staff has negotiated a Scope of Work for the remainder of the 2023 budget year.

These services include the operation and maintenance of 144 permanent ReWa-owned flow meters and 31 temporary meters for the Wet Weather Program, data analysis, and equipment repair and replacement. This contract also includes the purchase of 20 new flow meters, half of which will be used to build the flow meter network in Anderson County while the other half will be to replace meters reaching the end of their useful life. Staff recommends continued use of CHA Companies to perform flow monitoring services.

Project Name	Flow Monitoring Services
Project Number	PX19
Firm	CHA Companies
Not-to-Exceed Cost	\$935,490.00
Amendment No.	N/A
Previous Contract Value	N/A
Total Contract Value	\$935,490.00
Contracting/Selection Method	Indefinite Delivery Contract

Staff recommends the Board award the 2023 Flow Monitoring Services contract to CHA Companies and authorize the Chief Executive Officer to execute a contract for these engineering services in an amount not to exceed \$935,490.

PX19: Flow Meters



**BOARD OF COMMISSIONERS'
RESOLUTION**



2023 Flow Monitoring Services Contract Award

WHEREAS, the 2023 Flow Monitoring Services Agreement consists of operation and maintenance of 144 ReWa-owned flow meters as well as 31 temporary meters, data analysis, purchase of 20 new flow meters, and equipment repair and replacement as identified in CHA Companies Scope of Work for the contract;

NOW, THEREFORE, BE IT RESOLVED that Renewable Water Resources does hereby award this Engineering services work to CHA Companies. for a cost not to exceed \$935,490.00 and that the Chief Executive Officer and/or his designee is hereby authorized to execute the contract.

The above Resolution, upon motion duly made, was passed and approved by the Board of Commissioners of Renewable Water Resources at a regular meeting held on the 26th day of June 2023.

R. L. FOGLEMAN, JR., CHAIRMAN

ATTEST:

CLINTON J. THOMPSON, SECRETARY/TREASURER

DATE: June 26, 2023
TO: Board of Commissioners
FROM: Dillon Thompson
CC: Joel Jones, David Niese, Becca Bowyer
SUBJECT: Towns of Pelzer and West Pelzer Sewer Improvements Engineering Services Contract Award



**BOARD OF COMMISSIONERS'
MEMORANDUM**






The Towns of Pelzer and West Pelzer Sewer Improvements Project consists of comprehensive Sewer System Evaluation Survey and rehabilitation of the project area. The SSES involves manhole inspection, CCTV review, dye and smoke testing, and evaluation of easements. Defects will be reviewed, prioritized, and repaired/rehabilitated with funding by South Carolina Infrastructure Investment Program (SCIIP). Staff has negotiated a scope and fee with CHA Companies for engineering services for the project.

Project Name	Towns of Pelzer and West Pelzer Sewer Improvements
Project Number	PRJ-00059
Firm	CHA Companies
Not-to-Exceed Cost	\$ 1,871,762.66
Amendment No.	N/A
Previous Contract Value	N/A
Total Contract Value	\$ 1,871,762.66
Contracting/Selection Method	Indefinite Delivery Contract

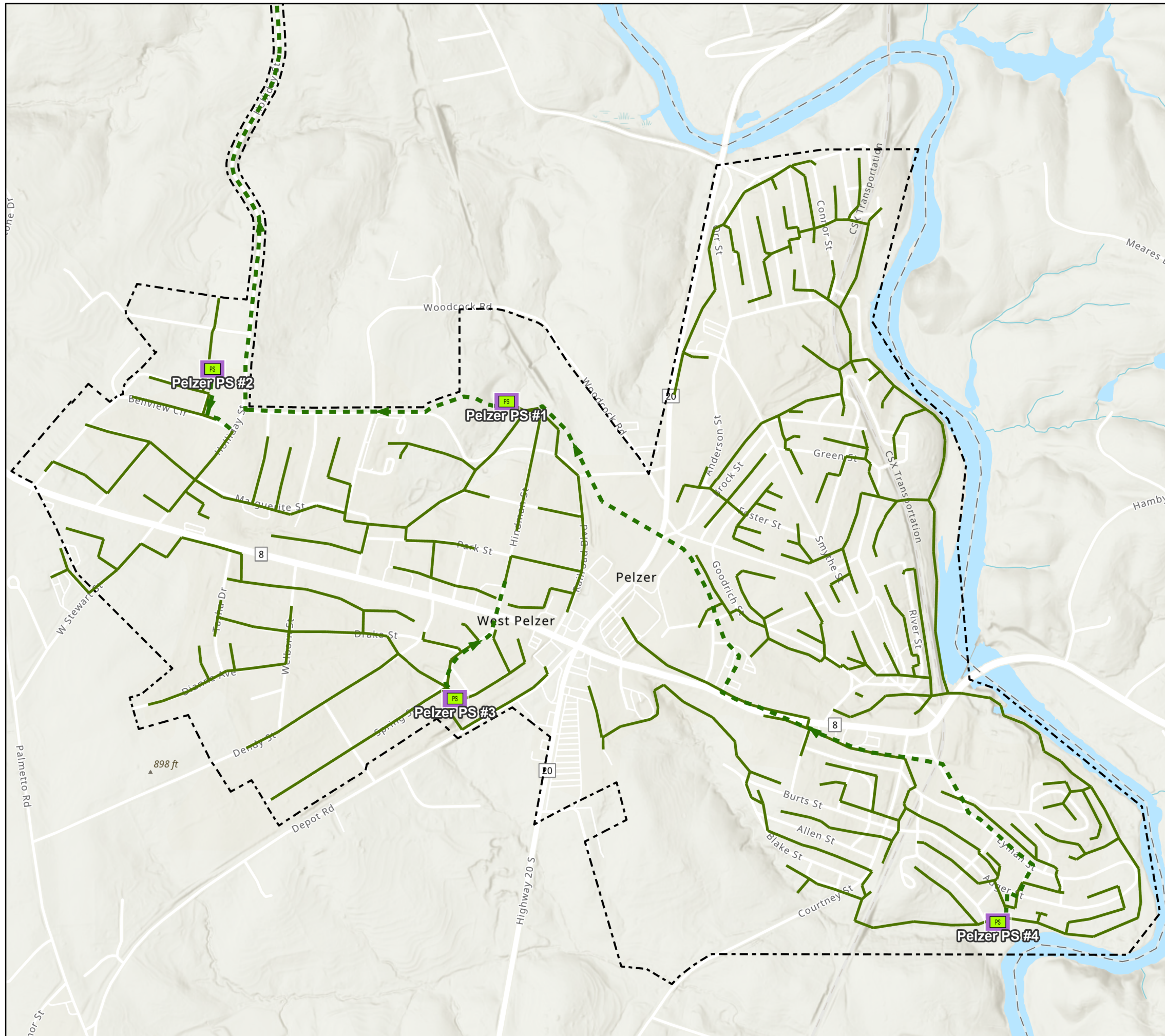
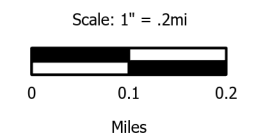
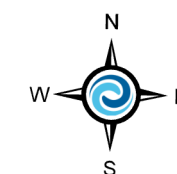
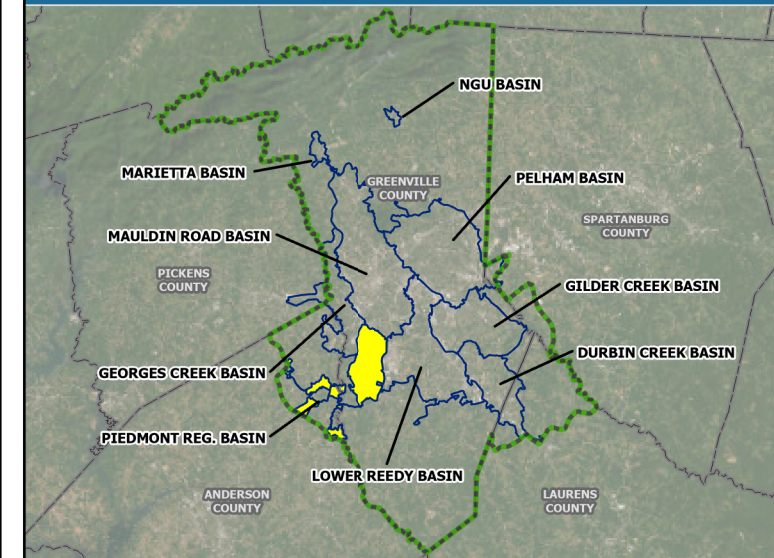
Staff recommends the Board award engineering services contract for Towns of Pelzer and West Pelzer Sewer Improvements to CHA Companies and authorize the Chief Executive Officer to execute a contract in an amount not to exceed \$1,871,762.66

Towns of Pelzer & West Pelzer Sewer Improvements

Legend

-  ReWa WRRF Basin
-  ReWa Force Main
-  ReWa Gravity Main
-  ReWa Pump Station
-  Planning Pump Station

Key Map



**BOARD OF COMMISSIONERS'
RESOLUTION**



Towns of Pelzer and West Pelzer Sewer Improvements Engineering Services Contract
Award

WHEREAS, the Towns of Pelzer and West Pelzer Sewer Improvements Project consists of an evaluation of approximately 100,000 LF of pipe, 600 manholes, and 4 pump stations with SSES techniques, prioritization of defects, and rehabilitation efforts within the funding limits of the South Carolina Infrastructure Investment Program;

NOW, THEREFORE, BE IT RESOLVED that Renewable Water Resources does hereby award this Engineering services work to CHA Companies for a cost not to exceed \$1,871,762.66 and that the Chief Executive Officer and/or his designee is hereby authorized to execute the contract.

The above Resolution, upon motion duly made, was passed and approved by the Board of Commissioners of Renewable Water Resources at a regular meeting held on the 26th day of June 2023.

R. L. FOGLEMAN, JR., CHAIRMAN

ATTEST:

CLINTON J. THOMPSON, SECRETARY/TREASURER

DATE: June 26, 2023
TO: Board of Commissioners
FROM: Angela Allen
CC: Joel Jones, David Niese, Becca Bowyer
SUBJECT: Saluda #4 Pump Station Elimination
Construction Contract Amendment No. 1



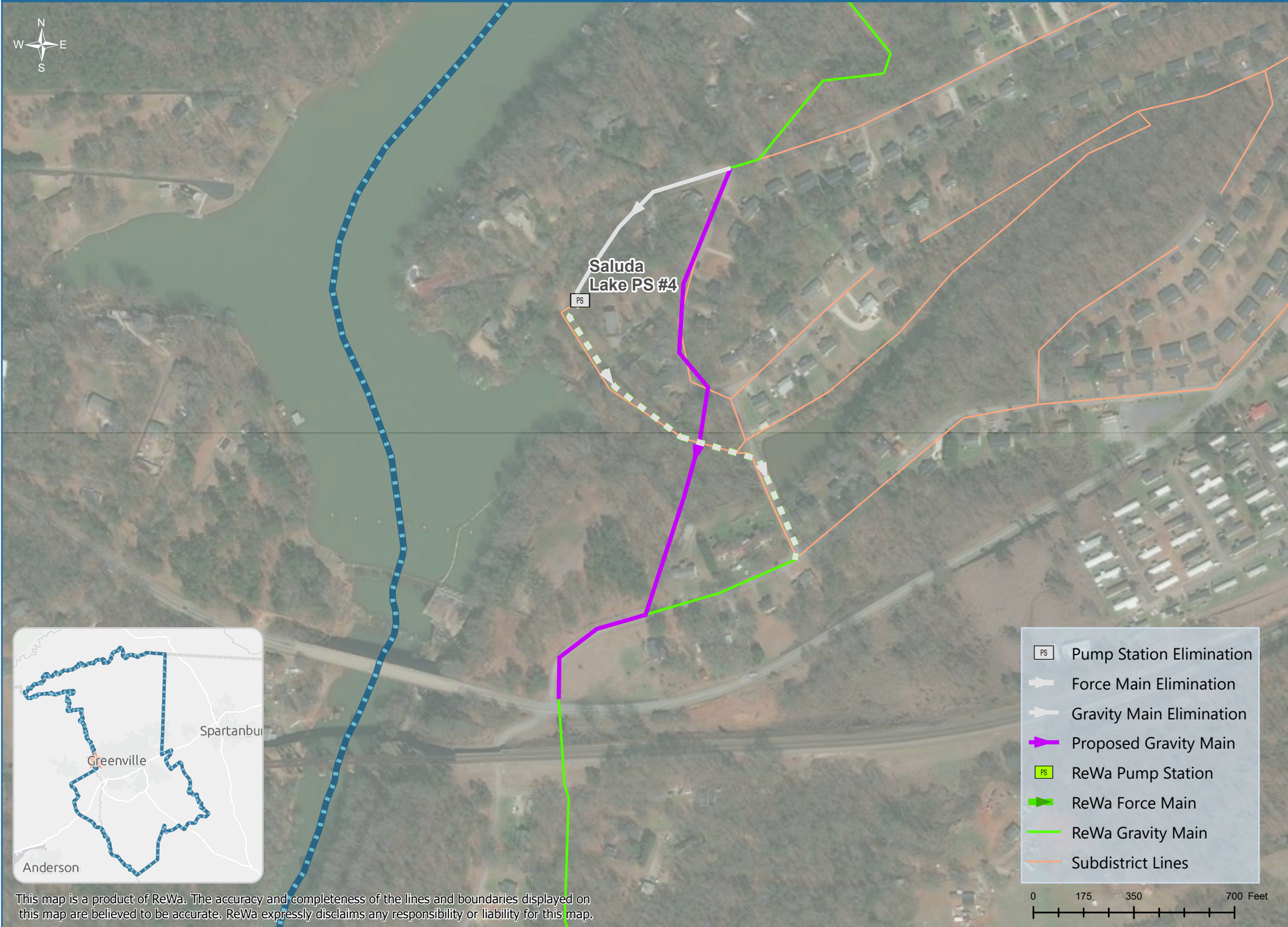
**BOARD OF COMMISSIONERS'
MEMORANDUM**

The Saluda #4 Pump Station Elimination project is currently under construction by Tugaloo Pipeline, Inc. A contract amendment is needed to address additional work items not included in the original construction award due to unforeseen conditions from significant subsurface rock near the Saluda Lake Dam. To protect the integrity of the dam, a modification in rock removal methods is required. Staff has negotiated a contract amendment to address these additional work items.

Project Name	Saluda #4 Pump Station Elimination
Project Number	TL13
Contractor	Tugaloo Pipeline, Inc.
Amendment Not-to-Exceed Cost	\$290,360.9
Amendment No.	1
Previous Contract Value	\$1,876,590.00
Total Contract Value	\$2,166,950.91
Amendment Extension (days)	173

Staff recommends the Board approve and authorize the Chief Executive Officer to execute Amendment No. 1 to the contract with Tugaloo Pipeline, Inc. for \$290,360.90 increasing the overall contract to a not-to-exceed amount of \$2,166,950.91.

Saluda #4 PS Elimination



This map is a product of ReWa. The accuracy and completeness of the lines and boundaries displayed on this map are believed to be accurate. ReWa expressly disclaims any responsibility or liability for this map.

0 175 350 700 Feet

**BOARD OF COMMISSIONERS'
RESOLUTION**



Saluda #4 Pump Station Elimination Construction Contract Amendment No. 1

WHEREAS the Saluda #4 Pump Station Elimination Construction Amendment No. 1 consists of additional work for unforeseen construction issues;

WHEREAS, Tugaloo Pipeline, Inc. has previously been awarded \$1,876,590.00 for construction services;

WHEREAS, Staff has negotiated a fee not to exceed \$290,360.90 for additional construction services;

NOW, THEREFORE, BE IT that Renewable Water Resources does hereby amend the contract with Tugaloo Pipeline, Inc. and authorize the Chief Executive Officer and/or his designee to execute an amendment to bring the total contract to a not-to-exceed amount of \$2,166,950.91; and for an increased duration of 173 days, to bring the total contract time to 671 days.

The above Resolution, upon motion duly made, was passed and approved by the Board of Commissioners of Renewable Water Resources at a regular meeting held on the 26th day of June 2023.

R. L. FOGLEMAN, JR., CHAIRMAN

ATTEST:

CLINTON J. THOMPSON, SECRETARY/TREASURER

DATE: June 26, 2023
TO: Board of Commissioners
FROM: Zach Dukes
CC: Joel Jones, David Niese, Becca Bowyer
SUBJECT: Conestee Pump Station and Force Main
Design Services Contract Amendment



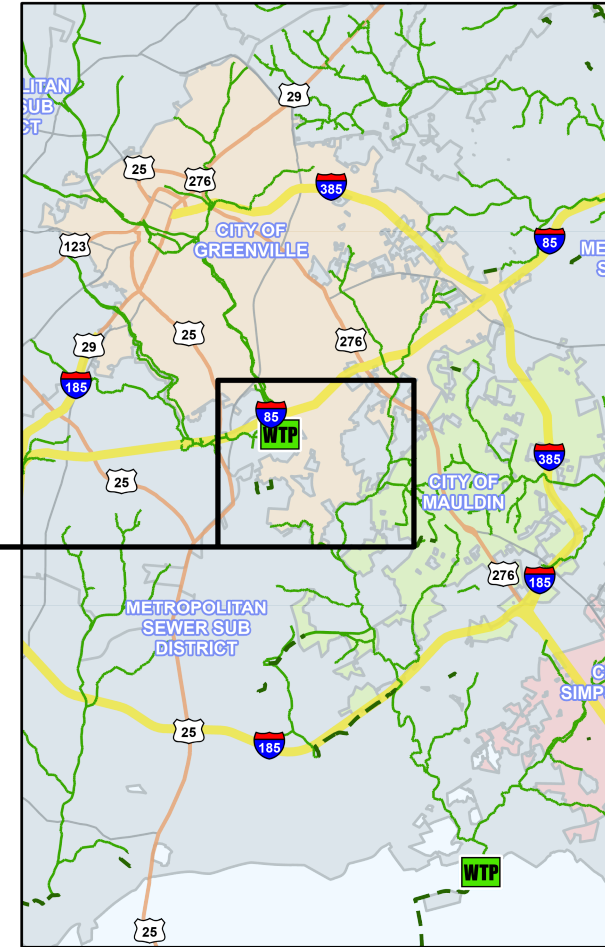
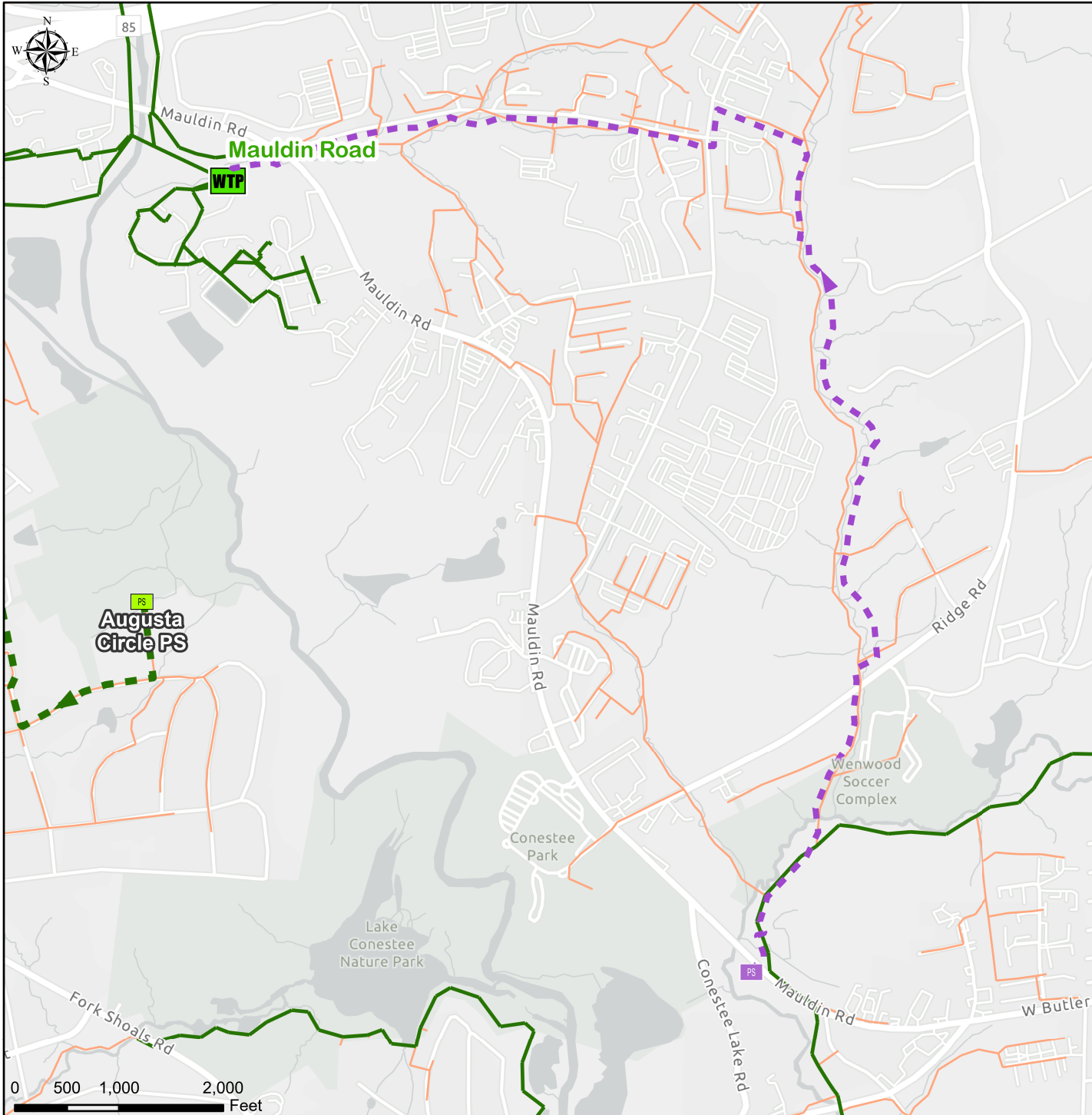
**BOARD OF COMMISSIONERS'
MEMORANDUM**








The Conestee Pump Station and Force Main Project consists of design services for a new pump station near the intersection of Lakewood Drive and Mauldin Road and a new force main from the pump station to the Mauldin Road WRRF. Staff has negotiated a scope and fee with Brown and Caldwell for design services Amendment No. 1 for force main route adjustment and a new odor control system.

Project Name	Conestee Pump Station and Force Main
Project Number	PA10
Firm	Brown and Caldwell
Not-to-Exceed Cost	\$ 142,000
Amendment No.	1
Previous Contract Value	\$ 970,500
Total Contract Value	\$ 1,112,500
Contracting/Selection Method	Indefinite Delivery Contract

Staff recommends the Board award the Conestee Pump Station and Force Main Project to Brown and Caldwell and authorize the Chief Executive Officer to execute Amendment No. 1 for \$142,000, increasing the overall contract to a not-to-exceed amount of \$1,112,500.

Conestee Improvements (PA10)



-  Proposed Pump Station
-  Proposed Force Main
-  Proposed Gravity Main
-  ReWa WRRF
-  ReWa Pump Station
-  ReWa Force Main
-  ReWa Gravity Main

This map is a product of ReWa. The accuracy and completeness of the lines and boundaries displayed on this map are believed to be accurate. ReWa expressly disclaims any responsibility or liability for this map.

Date Exported: 6/12/2023

**BOARD OF COMMISSIONERS'
RESOLUTION**



Conestee Pump Station and Force Main Design Services Contract Amendment

WHEREAS, the Conestee Pump Station and Force Main consists of hydraulic modeling, design, permitting, and bidding assistance for a new pump station near the intersection of Lakewood Drive and Mauldin Road and approximately 15,000 linear feet of new force main from the pump station to the Mauldin Road WRRF; and

WHEREAS, Brown and Caldwell has previously been awarded \$ 970,500 for performing the engineering design of the project; and

WHEREAS, Staff has negotiated a fee not to exceed \$142,000 for force main route adjustment and a new odor control system design services;

NOW, THEREFORE, BE IT RESOLVED that Renewable Water Resources does hereby amend the contract with Brown and Caldwell and authorize the Chief Executive Officer and/or his designee to execute an amendment to bring the total contract to a not-to-exceed amount of \$ 1,112,500.

The above Resolution, upon motion duly made, was passed and approved by the Board of Commissioners of Renewable Water Resources at a regular meeting held on the 26th day of June 2023.

R. L. FOGLEMAN, JR., CHAIRMAN

ATTEST:

CLINTON J. THOMPSON, SECRETARY/TREASURER



Monday, June 26, 2023
Administration and Finance Committee Meeting

AGENDA

Renewable Water Resources
561 Mauldin Road
Greenville, SC 29607
Board Room
3:15 PM

1. Call to Order

1.01 Meeting Called to Order

2. Welcome

2.01 Committee Members: Committee Chair Tom Coker, Clint Thompson, Emily K. DeRoberts, & George Fletcher

2.02 Non-Committee Members and Staff

2.03 Recognition and Introduction of Visitors Present

3. Investment Summary

3.01 Investment Summary 05-31-23 - NO ACTION REQUIRED

4. Summary of Financial Condition

4.01 Summary of Financial Condition 05-31-23 - NO ACTION REQUIRED

5. New Account Fee Classification Report

5.01 New Account Fee Classification Report - NO ACTION REQUIRED

6. Sustainability Services Scorecard

6.01 Sustainability Services Scorecard - NO ACTION REQUIRED

7. New Business

7.01 New Business

8. Unfinished Business

8.01 Unfinished Business

9. Other Business

9.01 Other Business

10. Adjournment

10.01 Adjourn the meeting

11. Meeting Disclosures

11.01 **Following Board review and approval, this item will be made available to the public upon request based on ReWa's Public Information Policy approved May 23, 2011.

**Renewable Water Resources
Cash and Investment Summary
May 31, 2023**

	Interest Rate	Balance April 30, 2023	Balance May 31, 2023	Period Change
Cash and investments by institution				
U.S. Bank debt service fund ¹	0.001%	\$ 9,608,524	\$ 11,772,923	\$ 2,164,399
Southern First Bank MM	4.600%	29,533,996	29,649,381	115,385
Southern First Bank MM NAF	4.600%	613,031	615,426	2,395
UBS Financial Services	1.850%	4,704,950	6,682,520	1,977,570
UBS Financial Services NAF	0.788%	13,171,110	12,144,360	(1,026,750)
MBS-Multi Bank Securities	1.273%	1,442,450	1,442,362	(88)
SC Local Government Investment Pool NAF	5.270%	1,002,446	1,006,932	4,486
SC Local Government Investment Pool	5.270%	104,618	105,086	468
Truist checking	0.350%	8,569,646	7,184,763	(1,384,883)
Truist new account fee	0.050%	502,012	503,046	1,034
Truist Peters Creek	0.050%	76,569	76,730	161
Petty cash	n/a	3,235	3,253	18
Total funds		\$ 69,332,587	\$ 71,186,782	\$ 1,854,195
Less: Restricted funds				
U.S. Bank debt service fund ¹		\$ 9,608,524	\$ 11,772,923	\$ 2,164,399
Bond covenant: operations & maintenance ²		4,195,780	4,195,780	-
Total restricted funds		13,804,304	15,968,703	2,164,399
Total unrestricted funds³		55,528,283	55,218,079	(310,204)
Less: Committed and assigned funds				
Committed: new account fee ⁴		10,461,152	10,981,424	520,272
Assigned: emergency ⁵		2,083,111	2,083,111	-
Total committed and assigned funds		12,544,263	13,064,535	520,272
Total available funds		\$ 42,984,020	\$ 42,153,544	\$ (830,476)

¹ Funds held in trust for upcoming principal and interest payments in accordance with section 4.08 of the series resolution adopted December 6, 2004.

² Funds restricted for operating & maintenance expenses in accordance with the bond resolution adopted June 14, 2010.

³ Unrestricted funds are generally available and not legally restricted. While unrestricted cash reserves are generally available, it is ReWa's policy to maintain the following liquidity target:

- 250 days of cash on hand: unrestricted cash and investments divided by total operating expenses before depreciation, expressed in number of days.

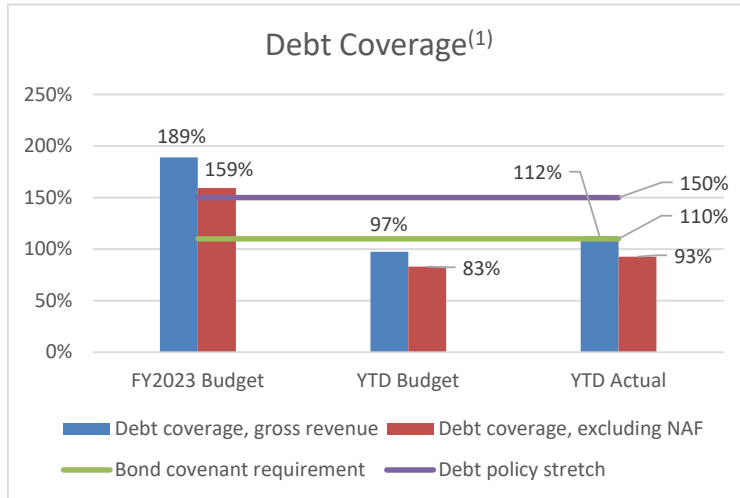
⁴ Monies received from new account fees committed to fund capacity increases.

⁵ Monies assigned for emergency expenditures.

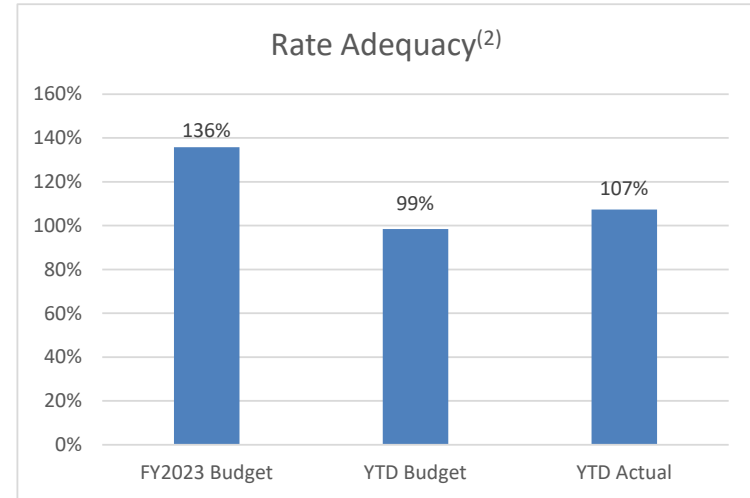
Renewable Water Resources
Summary of Financial Condition
January 1, 2023 - May 31, 2023

	FY 2023 Budget	YTD Budget	YTD Actual	Favorable (Unfavorable) USD	Favorable (Unfavorable) %
Revenue					
Domestic and commercial	\$ 94,647,970	\$ 39,436,645	\$ 40,989,486	\$ 1,552,841	4%
Industrial	8,557,600	3,622,900	3,422,475	(200,425)	(6%)
New account fee (NAF)	10,000,000	4,166,665	5,644,408	1,477,743	35%
Septic haulers and other	760,000	316,665	285,232	(31,433)	(10%)
Unrestricted investment revenue	250,000	104,165	642,894	538,729	517%
Investment fair value adjustment	-	-	211,822	211,822	(100%)
Miscellaneous revenue	190,000	79,170	233,523	154,353	195%
Gross revenue	\$ 114,405,570	\$ 47,726,210	\$ 51,429,840	\$ 3,703,630	8%
Expense					
Administration					
Administrative finance	\$ 11,701,655	\$ 4,197,791	\$ 4,164,568	\$ 33,223	1%
Business services	3,105,856	1,293,653	1,278,595	15,058	1%
Human resources	3,734,725	999,854	913,354	86,500	9%
Information technology	3,694,398	1,768,392	1,410,512	357,880	20%
Technical operations					
Collections & maintenance	6,476,621	2,614,708	2,527,462	87,246	3%
Engineering	885,361	338,103	595,526	(257,423)	(76%)
Regulatory services	7,321,775	2,991,039	2,734,804	256,235	9%
Water resource recovery facilities	13,428,970	5,551,618	5,555,262	(3,644)	(0%)
Total O&M departmental expense	50,349,361	19,755,158	19,180,083	575,075	3%
Debt service	33,919,657	28,693,550	28,708,001	(14,451)	(0%)
Total operational expense & debt	\$ 84,269,018	\$ 48,448,708	\$ 47,888,084	\$ 560,624	1%
Contribution to capital			\$ 3,541,756		

Key Operating Metrics

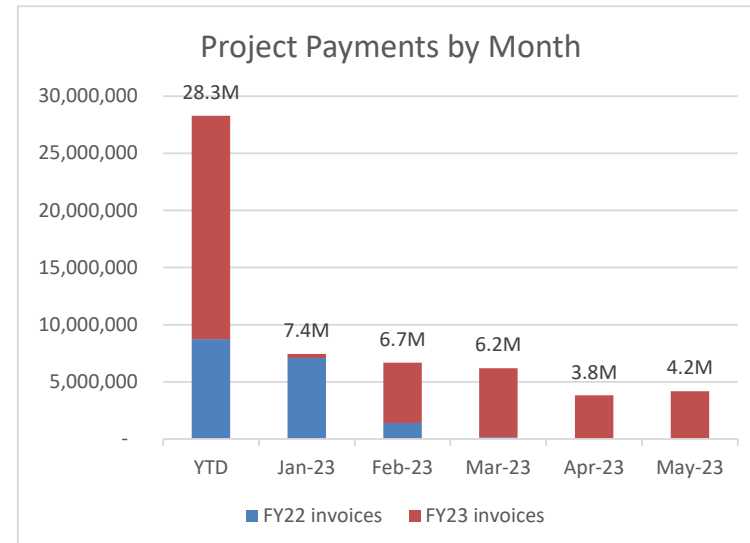
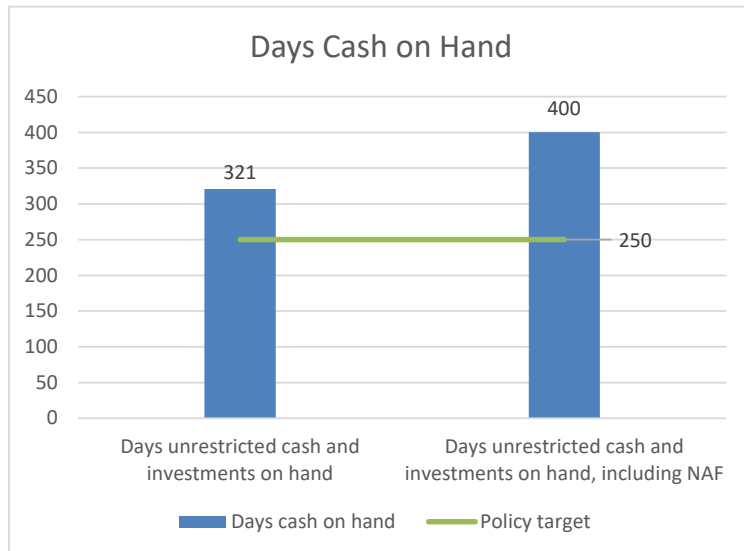


⁽¹⁾Percentage of revenue after operating expense to cover long term debt payments



⁽²⁾Revenue coverage for both operating and long term debt expense

YTD Project Payments



**Renewable Water Resources
NAF Classification Report**



	Subdivision		Multi-family		Individual Home		Septic to Sewer		Mixed Use		Commercial		Retail		Totals	
	FY22	FY23	FY22	FY23	FY22	FY23	FY22	FY23	FY22	FY23	FY22	FY23	FY22	FY23	FY22	FY23
January	\$ 257,500	\$ 342,500	\$ -	\$ 3,750	\$ 20,000	\$ 27,500	\$ -	\$ 7,500	\$ 5,667	\$ 146,250	\$ 72,500	\$ 142,500	\$ -	\$ 48,450	\$ 355,667	\$ 718,450
February	792,500	815,000	537,500	5,000	50,000	52,500	-	5,000	1,108	45,000	67,500	80,000	-	24,300	1,448,608	1,026,800
March	1,340,000	745,000	-	3,750	65,000	33,750	7,500	5,000	286,600	10,000	97,500	37,500	2,700	18,000	1,799,300	853,000
April	715,000	866,600	-	686,250	77,500	63,400	7,500	5,000	172,658	33,608	102,500	25,000	-	6,300	1,075,158	1,686,158
May	540,000	637,500	20,000	292,500	70,000	52,500	5,000	5,000	419,692	-	175,000	215,000	333,600	20,000	1,563,292	1,222,500
June	718,750		422,217		95,000		2,500		1,425		105,000		62,500		1,407,392	-
July	422,500		1,250		67,500		-		-		340,000		4,700		835,950	-
August	382,500		890,000		37,500		5,000		9,900		35,000		-		1,359,900	-
September	617,500		23,750		80,000		5,000		-		75,000		126,600		927,850	-
October	524,500		16,875		81,875		7,500		8,934		77,500		14,700		731,884	-
November	507,500		6,875		45,000		2,500		-		50,000		9,000		620,875	-
December	957,500		7,500		75,000		2,500		11,447		115,000		6,300		1,175,247	-
Totals	\$ 7,775,750	\$ 3,406,600	\$ 1,925,967	\$ 991,250	\$ 764,375	\$ 229,650	\$ 45,000	\$ 27,500	\$ 917,430	\$ 234,858	\$ 1,312,500	\$ 500,000	\$ 560,100	\$ 117,050	\$ 13,301,122	\$ 5,506,908
Refunds															\$ (15,008)	
Receivables / Outstanding Deposits															\$ 2,500	\$ 137,500
New Account Fees per the Summary of Financial Condition															\$ 13,288,614	\$ 5,644,408

Sustainability Services Scorecard

		2022	2023 YTD	Jan	Feb	Mar	Apr	May
Recruiting/Retention	Overall Turnover %	18%	3.3%	0.6%	0.0%	1.1%	0.5%	1.1%
	Terminations	32	6	1	0	2	1	2
	New Hires (FTE's)	29	19	3	2	2	4	8
	Headcount (full time, no commissioners)	178	182	180	180	181	183	188
	Open Positions	13	14	14	15	16	14	10
	Overtime Hours	5,808	2,342	595	345	545	597	260
	Manhours (Exempt and Non-Exempt) - not including OT	322,564	138,085	25,453	26,101	29,442	27,806	29,283
	Vacancy Rate	9%	11%	12%	12%	11%	10%	8%
Safety and Wellness	Near Misses	3	1	0	0	0	0	1
	Recordables	2	-	0	0	0	0	0
	Lost Time	1	-	0	0	0	0	0
	Vehicle Incident	14	10	1	3	5	1	0
	Potential Hazards	20	20	3	3	0	1	13
	Nurse Practitioner Visits	1,288	573	135	117	115	111	95
	Health Plan Savings	\$ 81,721	\$ 48,178	\$ 14,803	\$ 12,514	\$ 6,289	\$ 8,030	\$ 6,542
	Productivity Savings	\$ 130,224	\$ 57,843	\$ 13,628	\$ 11,811	\$ 11,609	\$ 11,205	\$ 9,590
	Formal Wellness Activities/Programs	16	22	2	4	6	5	5
Communi- cations	Social Media Followers (FB, IG, LI, twitter)		3,223	3,086	3,145	3,242	3,289	3,355
	Off campus/-n-the community outreach opportunities		34	2	3	9	5	15
	Tours/Visits on site		26	1	3	6	5	11