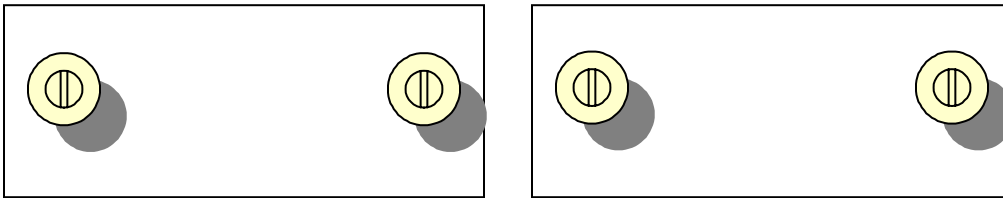


# Two Tank Diagram

Renewable Water Resources

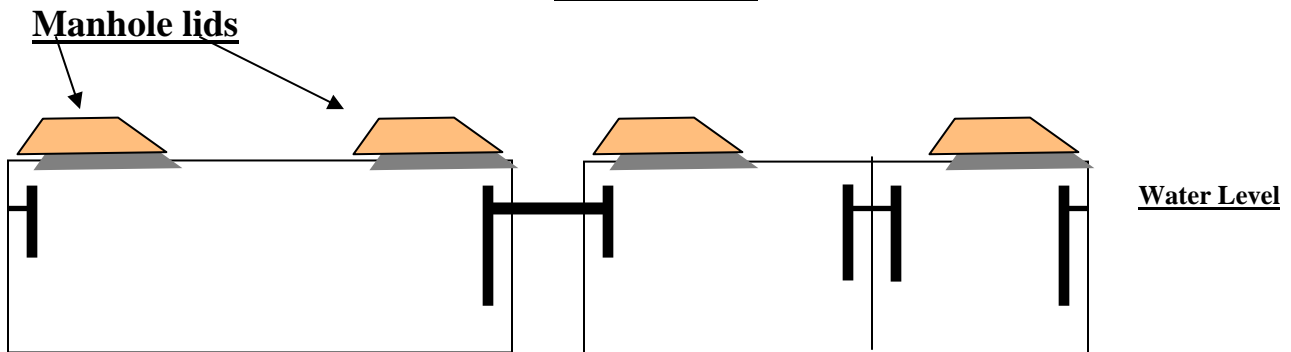
Contact: Pretreatment Department For More Information  
864-299-4000 ext. 224 or 223

## Top Outside View



**Manhole covers must be positioned over inlet and outlet piping for each tank**

## Side View

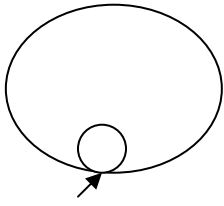


**1<sup>st</sup> Tank** – Un baffled – Manhole covers over both inlet and outlet piping. Inlet pipe is 24” long. Outlet pipe is 18-20” off bottom

**2<sup>nd</sup> Tank** – Baffled – Manhole covers over both inlet and outlet piping, cleanouts over piping in baffle. Inlet pipe is 24”.

**Outlet pipe on 2<sup>nd</sup> tank must be 6” vertical, 18-20” off bottom**

**OVER**



Top view  
of MH  
opening

Pipe